



Customer Service  
PO Box 11813  
Harrisburg, PA 17108-1813

## ACCOUNT STATEMENT

For the Month Ending  
**October 31, 2021**

### SAN BERNARDINO COUNTY

#### Client Management Team

**Kenneth Schiebel, CFA**

Managing Director  
213 Market Street  
Harrisburg, PA 17101-2141  
717-232-2723  
schiebelk@pfmam.com

**Danny A. Nelson**

Director  
50 South 6th Street, Suite 2250  
Minneapolis, MN 55402  
612-371-3747  
nelsond@pfmam.com

#### Contents

Cover/Disclosures  
Summary Statement  
Individual Accounts

#### Accounts included in Statement

76990800      SAN BERNARDINO COUNTY

SAN BERNARDINO COUNTY  
PARTH BHATT  
268 WEST HOSPITALITY LANE  
FIRST FLOOR  
SAN BERNARDINO, CA 92415-0360

**Online Access**    [www.pfm.com](http://www.pfm.com)

**Customer Service**    1-717-232-2723

**Important Disclosures****Important Disclosures**

This statement is for general information purposes only and is not intended to provide specific advice or recommendations. PFM Asset Management LLC ("PFM") is an investment advisor registered with the Securities and Exchange Commission, and is required to maintain a written disclosure statement of our background and business experience. If you would like to receive a copy of our current disclosure statement, please contact Service Operations at the address below.

**Proxy Voting** PFM does not normally receive proxies to vote on behalf of its clients. However, it does on occasion receive consent requests. In the event a consent request is received the portfolio manager contacts the client and then proceeds according to their instructions. PFM's Proxy Voting Policy is available upon request by contacting Service Operations at the address below.

**Questions About an Account** PFM's monthly statement is intended to detail our investment advisory activity as well as the activity of any accounts held by clients in pools that are managed by PFM. The custodian bank maintains the control of assets and executes (i.e., settles) all investment transactions. The custodian statement is the official record of security and cash holdings and transactions. PFM recognizes that clients may use these reports to facilitate record keeping and that the custodian bank statement and the PFM statement should be reconciled and differences resolved. Many custodians use a settlement date basis which may result in the need to reconcile due to a timing difference.

**Account Control** PFM does not have the authority to withdraw funds from or deposit funds to the custodian. Our clients retain responsibility for their internal accounting policies; implementing and enforcing internal controls and generating ledger entries or otherwise recording transactions.

**Market Value** Generally, PFM's market prices are derived from closing bid prices as of the last business day of the month as supplied by Refinitiv or Bloomberg. Where prices are not available from generally recognized sources the securities are priced using a yield-based matrix system to arrive at an estimated market value. Prices that fall between data points are interpolated. Non-negotiable FDIC-insured bank certificates of deposit are priced at par. Although PFM believes the prices to be reliable, the values of the securities do not always represent the prices at which the securities could have been bought or sold. Explanation of the valuation methods for a registered investment company, local government investment program, or TERM funds is contained in the appropriate fund offering documentation or information statement.

**Amortized Cost** The original cost of the principal of the security is adjusted for the amount of the periodic reduction of any discount or premium from the purchase date until the date of the report. Discount or premium with respect to short term securities (those with less than one year to maturity at time of issuance) is amortized on a straightline basis. Such discount or premium with respect to longer term securities is amortized using the constant yield basis.

**Tax Reporting** Cost data and realized gains / losses are provided for informational purposes only. Please review for accuracy and consult your tax advisor to determine the tax consequences of your security transactions. PFM does not report such information to the IRS or other taxing authorities and is not responsible for the accuracy of such information that may be required to be reported to federal, state or other taxing authorities.

**Financial Situation** In order to better serve you, PFM should be promptly notified of any material change in your investment objective or financial situation.

**Callable Securities** Securities subject to redemption prior to maturity may be redeemed in whole or in part before maturity, which could affect the yield represented.

**Portfolio** The securities in this portfolio, including shares of mutual funds, are not guaranteed or otherwise protected by PFM, the FDIC (except for certain non-negotiable certificates of deposit) or any government agency. Investment in securities involves risks, including the possible loss of the amount invested. Actual settlement values, accrued interest, and amortized cost amounts may vary for securities subject to an adjustable interest rate or subject to principal paydowns. Any changes to the values shown may be reflected within the next monthly statement's beginning values.

**Rating** Information provided for ratings is based upon a good faith inquiry of selected sources, but its accuracy and completeness cannot be guaranteed.

Shares of some money market and TERM funds are marketed through representatives of PFM's wholly owned subsidiary, PFM Fund Distributors, Inc. PFM Fund Distributors, Inc. is registered with the SEC as a broker/dealer and is a member of the Financial Industry Regulatory Authority ("FINRA") and the Municipal Securities Rulemaking Board ("MSRB"). You may reach the FINRA by calling the FINRA Regulator Public Disclosure Hotline at 1-888-289-9999 or at the FINRA Regulation Internet website address [www.nasd.com](http://www.nasd.com). A brochure describing the FINRA Regulation Public Disclosure Program is also available from the FINRA upon request.

**Key Terms and Definitions**

**Dividends** on money market funds consist of interest earned, plus any discount ratably amortized to the date of maturity, plus all realized gains and losses on the sale of securities prior to maturity, less ratable amortization of any premium and all accrued expenses to the fund. Dividends are accrued daily and may be paid either monthly or quarterly. The monthly earnings on this statement represent the estimated dividend accrued for the month for any program that distributes earnings on a quarterly basis. There is no guarantee that the estimated amount will be paid on the actual distribution date.

**Current Yield** is the net change, exclusive of capital changes and income other than investment income, in the value of a hypothetical fund account with a balance of one share over the seven-day base period including the statement date, expressed as a percentage of the value of one share (normally \$1.00 per share) at the beginning of the seven-day period. This resulting net change in account value is then annualized by multiplying it by

365 and dividing the result by 7. The yields quoted should not be considered a representation of the yield of the fund in the future, since the yield is not fixed. **Average maturity** represents the average maturity of all securities and investments of a portfolio, determined by multiplying the par or principal value of each security or investment by its maturity (days or years), summing the products, and dividing the sum by the total principal value of the portfolio. The stated maturity date of mortgage backed or callable securities are used in this statement. However the actual maturity of these securities could vary depending on the level or prepayments on the underlying mortgages or whether a callable security has or is still able to be called.

**Monthly distribution yield** represents the net change in the value of one share (normally \$1.00 per share) resulting from all dividends declared during the month by a fund expressed as a percentage of the value of one share at the beginning of the month. This resulting net change is then annualized by multiplying it by 365 and dividing it by the number of calendar days in the month. **YTM at Cost** The yield to maturity at cost is the expected rate of return, based on the original cost, the annual interest receipts, maturity value and the time period from purchase date to maturity, stated as a percentage, on an annualized basis.

**YTM at Market** The yield to maturity at market is the rate of return, based on the current market value, the annual interest receipts, maturity value and the time period remaining until maturity, stated as a percentage, on an annualized basis. **Managed Account** A portfolio of investments managed discretely by PFM according to the client's specific investment policy and requirements. The investments are directly owned by the client and held by the client's custodian. **Unsettled Trade** A trade which has been executed however the final consummation of the security transaction and payment has not yet taken place.

Please review the detail pages of this statement carefully. If you think your statement is wrong, missing account information, or if you need more information about a transaction, please contact PFM within 60 days of receipt. If you have other concerns or questions regarding your account you should contact a member of your client management team or PFM Service Operations at the address below.

PFM Asset Management LLC  
Attn: Service Operations  
213 Market Street  
Harrisburg, PA 17101



**Account Statement**

For the Month Ending **October 31, 2021**

**Consolidated Summary Statement**

SAN BERNARDINO COUNTY

<b>Portfolio Summary</b>		
<b>Portfolio Holdings</b>	<b>Cash Dividends and Income</b>	<b>Closing Market Value</b>
PFM Managed Account	4,399,222.12	9,537,889,428.78
Cash Balance	0.00	204,892,165.61
<b>Total</b>	<b>\$4,399,222.12</b>	<b>\$9,742,781,594.39</b>

<b>Investment Allocation</b>		
<b>Investment Type</b>	<b>Closing Market Value</b>	<b>Percent</b>
Asset-Backed Security	413,946,576.14	4.25
Federal Agency Bond / Note	2,492,717,608.80	25.59
Corporate Note	364,640,863.50	3.74
Bank Note	15,097,602.00	0.15
Certificate of Deposit	2,129,041,874.85	21.85
Federal Agency Commercial Mortgage-Backed Se	233,563,965.49	2.40
Commercial Paper	1,579,212,823.00	16.21
Federally Insured Cash Account	25,000,000.00	0.26
Joint Powers Authority	400,000,000.00	4.11
Money Market Mutual Fund	4,000,000.00	0.04
NOW Account	200,000,000.00	2.05
Supra-National Agency Bond / Note	251,781,400.00	2.58
U.S. Treasury Bond / Note	1,428,886,715.00	14.67
Cash Balance	204,892,165.61	2.10
<b>Total</b>	<b>\$9,742,781,594.39</b>	<b>100.00%</b>



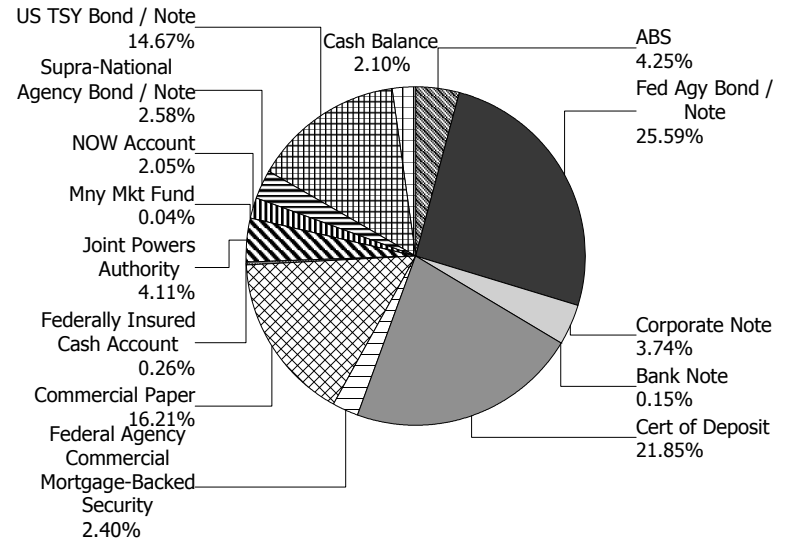
**Consolidated Summary Statement**

SAN BERNARDINO COUNTY

**Maturity Distribution (Fixed Income Holdings)**

**Sector Allocation**

Portfolio Holdings	Closing Market Value	Percent
Under 30 days	1,332,946,457.04	13.69
31 to 60 days	568,549,905.30	5.84
61 to 90 days	393,774,460.00	4.04
91 to 180 days	1,105,842,253.19	11.35
181 days to 1 year	2,272,568,760.34	23.33
1 to 2 years	1,577,780,951.49	16.19
2 to 3 years	1,492,833,329.73	15.32
3 to 4 years	815,827,537.36	8.37
4 to 5 years	182,657,939.94	1.87
Over 5 years	0.00	0.00
<b>Total</b>	<b>\$9,742,781,594.39</b>	<b>100.00%</b>
<b>Weighted Average Days to Maturity</b>	<b>447</b>	





### Managed Account Summary Statement

For the Month Ending **October 31, 2021**

**SAN BERNARDINO COUNTY - 76990800**

#### Transaction Summary - Managed Account

<b>Opening Market Value</b>	<b>\$9,383,295,102.04</b>
Maturities/Calls	(610,508,842.04)
Principal Dispositions	(408,000,000.00)
Principal Acquisitions	1,190,006,196.61
Unsettled Trades	3,615,001.17
Change in Current Value	(20,518,029.00)
<b>Closing Market Value</b>	<b>\$9,537,889,428.78</b>

#### Cash Transactions Summary - Managed Account

Maturities/Calls	604,777,354.17
Sale Proceeds	408,000,000.00
Coupon/Interest/Dividend Income	3,180,450.24
Principal Payments	6,921,842.04
Security Purchases	(1,215,159,800.32)
Net Cash Contribution	192,280,153.87
Reconciling Transactions	0.00

#### Earnings Reconciliation (Cash Basis) - Managed Account

Interest/Dividends/Coupons Received	4,370,804.41
Less Purchased Interest Related to Interest/Coupons	(166,270.38)
Plus Net Realized Gains/Losses	194,688.09
<b>Total Cash Basis Earnings</b>	<b>\$4,399,222.12</b>

#### Cash Balance

<b>Closing Cash Balance</b>	<b>\$0.00</b>
-----------------------------	---------------

#### Earnings Reconciliation (Accrual Basis)

	<b>Total</b>
Ending Amortized Value of Securities	9,501,284,703.98
Ending Accrued Interest	16,091,430.99
Plus Proceeds from Sales	408,000,000.00
Plus Proceeds of Maturities/Calls/Principal Payments	611,699,196.21
Plus Coupons/Dividends Received	3,180,450.24
Less Cost of New Purchases	(1,193,787,815.04)
Less Beginning Amortized Value of Securities	(9,326,256,646.46)
Less Beginning Accrued Interest	(14,869,184.19)
<b>Total Accrual Basis Earnings</b>	<b>\$5,342,135.73</b>



## Portfolio Summary and Statistics

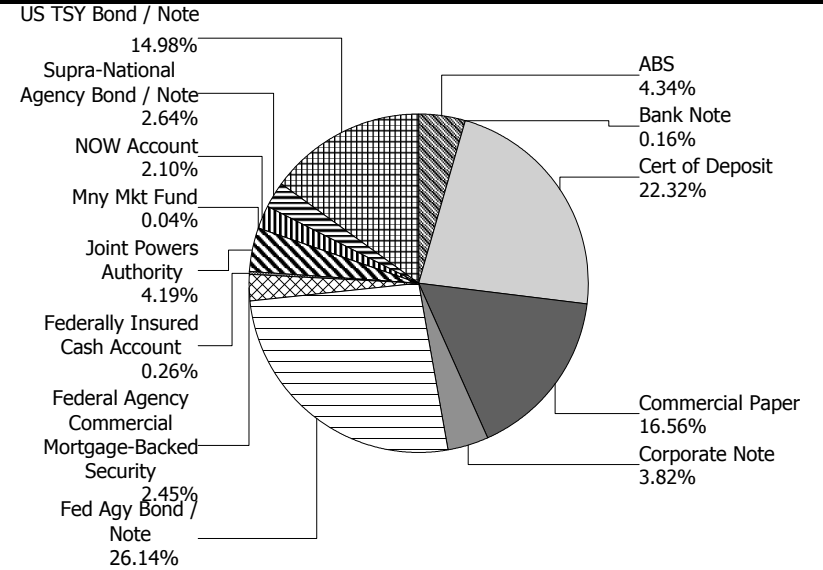
For the Month Ending **October 31, 2021**

**SAN BERNARDINO COUNTY - 76990800**

### Account Summary

Description	Par Value	Market Value	Percent
U.S. Treasury Bond / Note	1,400,000,000.00	1,428,886,715.00	14.98
Supra-National Agency Bond / Note	250,000,000.00	251,781,400.00	2.64
NOW Account	200,000,000.00	200,000,000.00	2.10
Money Market Mutual Fund	4,000,000.00	4,000,000.00	0.04
Joint Powers Authority	400,000,000.00	400,000,000.00	4.19
Federally Insured Cash Account	25,000,000.00	25,000,000.00	0.26
Federal Agency Commercial Mortgage-Backed Security	223,819,147.34	233,563,965.49	2.45
Federal Agency Bond / Note	2,478,240,000.00	2,492,717,608.80	26.14
Corporate Note	365,500,000.00	364,640,863.50	3.82
Commercial Paper	1,580,000,000.00	1,579,212,823.00	16.56
Certificate of Deposit	2,130,000,000.00	2,129,041,874.85	22.32
Bank Note	15,000,000.00	15,097,602.00	0.16
Asset-Backed Security	414,257,734.95	413,946,576.14	4.34
<b>Managed Account Sub-Total</b>	<b>9,485,816,882.29</b>	<b>9,537,889,428.78</b>	<b>100.00%</b>
Accrued Interest		16,091,430.99	
<b>Total Portfolio</b>	<b>9,485,816,882.29</b>	<b>9,553,980,859.77</b>	

### Sector Allocation



<b>Unsettled Trades</b>	<b>3,330,000.00</b>	<b>3,594,827.77</b>
-------------------------	---------------------	---------------------

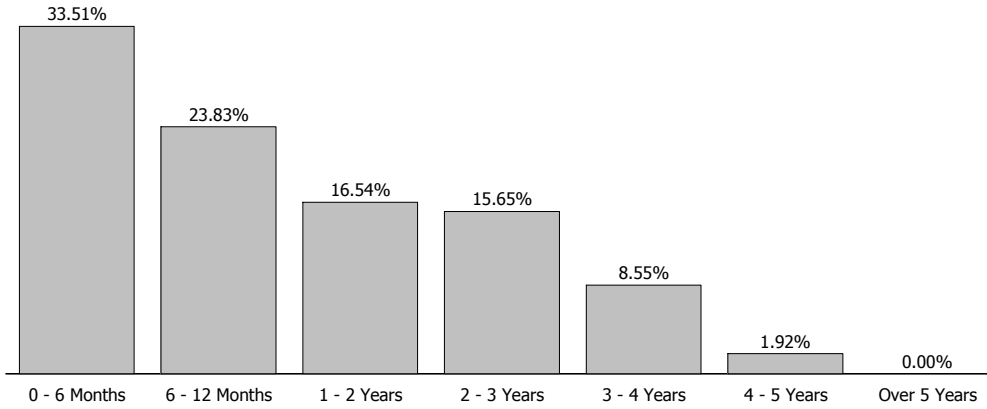


## Portfolio Summary and Statistics

For the Month Ending **October 31, 2021**

SAN BERNARDINO COUNTY - 76990800

### Maturity Distribution



### Characteristics

Yield to Maturity at Cost	0.69%
Yield to Maturity at Market	0.38%
Weighted Average Days to Maturity	456



## Managed Account Issuer Summary

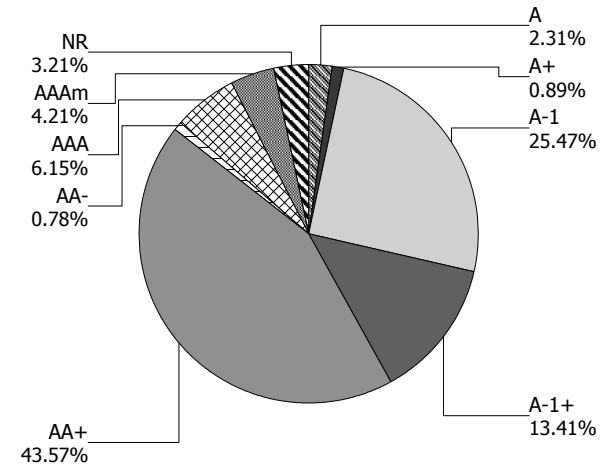
For the Month Ending **October 31, 2021**

SAN BERNARDINO COUNTY - 76990800

### Issuer Summary

Issuer	Market Value of Holdings	Percent
BANK OF AMERICA CO	49,988,750.00	0.52
BANK OF MONTREAL	299,929,321.50	3.14
BANK OF NOVA SCOTIA	224,846,987.00	2.36
BANK OF THE WEST	200,000,000.00	2.10
BMW FINANCIAL SERVICES NA LLC	18,461,956.90	0.19
BNP PARIBAS	249,908,010.53	2.62
CAMP	390,000,000.00	4.09
CANADIAN IMPERIAL BANK OF COMMERCE	299,782,042.60	3.14
CHARTA LLC	29,984,940.00	0.31
CHASE ISSURANCE	18,271,142.60	0.19
CHEVRON CORPORATION	24,460,910.50	0.26
CREDIT AGRICOLE SA	319,959,198.00	3.35
DEERE & COMPANY	65,624,955.00	0.69
EXXON MOBIL CORP	53,037,894.00	0.56
FANNIE MAE	835,358,960.00	8.76
FEDERAL FARM CREDIT BANKS	476,958,356.00	5.00
FEDERAL HOME LOAN BANKS	472,347,371.70	4.95
FEDERATED GOVT OBLIGATIONS FUNDS	1,000,000.00	0.01
FIDELITY TREASURY MF	1,000,000.00	0.01
FREDDIE MAC	941,616,886.59	9.88
HONDA AUTO RECEIVABLES	64,625,745.31	0.68
HYUNDAI AUTO RECEIVABLES	38,370,377.11	0.40
INTER-AMERICAN DEVELOPMENT BANK	71,849,090.00	0.75
INTL BANK OF RECONSTRUCTION AND DEV	179,932,310.00	1.89
INVESTMENT TRUST OF CALIFORNIA	10,000,000.00	0.10
JOHN DEERE OWNER TRUST	47,216,605.95	0.50
JP MORGAN CHASE & CO	149,894,625.00	1.57
LIBERTY STREET FUNDING LLC	29,987,460.00	0.31
MERCEDES-BENZ AUTO LEASE TRUST	48,273,034.75	0.51
MERCEDES-BENZ AUTO RECEIVABLES	46,458,507.01	0.49
MONT BLANC CAPITAL CORP	24,984,550.00	0.26
MORGAN STANLEY	1,000,000.00	0.01

### Credit Quality (S&P Ratings)







### Managed Account Issuer Summary

For the Month Ending **October 31, 2021**

SAN BERNARDINO COUNTY - 76990800

<b>Issuer</b>	<b>Market Value of Holdings</b>	<b>Percent</b>
NATIXIS NY BRANCH	274,855,600.00	2.88
NORDEA BANK ABP	279,943,046.92	2.94
NORTHERN TRUST	1,000,000.00	0.01
RABOBANK NEDERLAND	299,818,075.00	3.14
ROYAL BANK OF CANADA	199,881,736.40	2.10
STONECASTLE FICA	25,000,000.00	0.26
SVENSKA HANDELSBANKEN AB	299,723,809.30	3.14
SWEDBANK AB	174,958,742.45	1.83
THE BANK OF NEW YORK MELLON CORPORATION	154,671,940.00	1.62
THUNDER BAY FUNDING LLC	74,952,475.00	0.79
TORONTO-DOMINION BANK	274,877,528.15	2.88
Toyota Lease Owner Trust	9,992,496.79	0.10
TOYOTA MOTOR CORP	306,864,249.72	3.22
UNITED STATES TREASURY	1,428,886,715.00	14.99
US BANCORP	47,333,026.00	0.50
<b>Total</b>	<b>\$9,537,889,428.78</b>	<b>100.00%</b>



**Managed Account Detail of Securities Held**

For the Month Ending **October 31, 2021**

**SAN BERNARDINO COUNTY - 76990800**

<b>Security Type/Description Dated Date/Coupon/Maturity</b>	<b>CUSIP</b>	<b>Par</b>	<b>S&amp;P Rating</b>	<b>Moody's Rating</b>	<b>Trade Date</b>	<b>Settle Date</b>	<b>Original Cost</b>	<b>YTM at Cost</b>	<b>Accrued Interest</b>	<b>Amortized Cost</b>	<b>Market Value</b>
<b>U.S. Treasury Bond / Note</b>											
US TREASURY NOTES DTD 12/01/2014 1.875% 11/30/2021	912828G53	25,000,000.00	AA+	Aaa	12/20/16	12/21/16	24,734,375.00	2.10	197,233.61	24,995,732.34	25,035,155.00
US TREASURY NOTES DTD 02/02/2015 1.500% 01/31/2022	912828H86	50,000,000.00	AA+	Aaa	02/15/17	02/16/17	48,779,296.88	2.02	189,538.04	49,938,627.63	50,171,875.00
US TREASURY NOTES DTD 02/28/2017 1.875% 02/28/2022	912828W55	25,000,000.00	AA+	Aaa	11/29/17	11/30/17	24,823,242.19	2.05	80,283.15	24,986,438.31	25,148,437.50
US TREASURY NOTES DTD 06/30/2020 0.125% 06/30/2022	912828ZX1	100,000,000.00	AA+	Aaa	03/29/21	03/30/21	100,039,062.50	0.09	42,119.57	100,020,599.70	100,015,620.00
US TREASURY NOTES DTD 06/30/2020 0.125% 06/30/2022	912828ZX1	100,000,000.00	AA+	Aaa	03/29/21	03/30/21	100,046,875.00	0.09	42,119.57	100,024,719.64	100,015,620.00
US TREASURY NOTES DTD 07/31/2017 1.875% 07/31/2022	9128282P4	100,000,000.00	AA+	Aaa	04/29/19	04/30/19	98,746,093.75	2.28	473,845.11	99,712,910.35	101,312,500.00
US TREASURY NOTES DTD 11/02/2015 1.875% 10/31/2022	912828M49	25,000,000.00	AA+	Aaa	11/29/17	11/30/17	24,739,257.81	2.10	1,294.89	24,947,154.70	25,429,687.50
US TREASURY NOTES DTD 05/31/2016 1.625% 05/31/2023	912828R69	50,000,000.00	AA+	Aaa	04/05/19	04/08/19	48,658,203.13	2.31	341,871.58	49,489,514.53	50,984,375.00
US TREASURY NOTES DTD 06/30/2016 1.375% 06/30/2023	912828S35	25,000,000.00	AA+	Aaa	11/08/19	11/12/19	24,701,171.88	1.72	115,828.80	24,863,431.49	25,406,250.00
US TREASURY NOTES DTD 06/30/2016 1.375% 06/30/2023	912828S35	50,000,000.00	AA+	Aaa	04/03/19	04/04/19	48,123,046.88	2.31	231,657.61	49,265,223.78	50,812,500.00
US TREASURY NOTES DTD 07/02/2018 2.625% 06/30/2023	9128284U1	50,000,000.00	AA+	Aaa	04/05/19	04/08/19	50,634,765.63	2.31	442,255.43	50,249,137.29	51,843,750.00
US TREASURY NOTES DTD 06/30/2016 1.375% 06/30/2023	912828S35	100,000,000.00	AA+	Aaa	04/15/19	04/16/19	96,035,156.25	2.37	463,315.22	98,435,745.24	101,625,000.00
US TREASURY NOTES DTD 08/01/2016 1.250% 07/31/2023	912828S92	100,000,000.00	AA+	Aaa	03/27/19	03/28/19	96,265,625.00	2.15	315,896.74	98,500,128.07	101,437,500.00
US TREASURY NOTES DTD 08/31/2016 1.375% 08/31/2023	9128282D1	100,000,000.00	AA+	Aaa	03/28/19	03/29/19	96,562,500.00	2.20	235,497.24	98,579,053.22	101,671,880.00



**Managed Account Detail of Securities Held**

For the Month Ending **October 31, 2021**

**SAN BERNARDINO COUNTY - 76990800**

<b>Security Type/Description Dated Date/Coupon/Maturity</b>	<b>CUSIP</b>	<b>Par</b>	<b>S&amp;P Rating</b>	<b>Moody's Rating</b>	<b>Trade Date</b>	<b>Settle Date</b>	<b>Original Cost</b>	<b>YTM at Cost</b>	<b>Accrued Interest</b>	<b>Amortized Cost</b>	<b>Market Value</b>
<b>U.S. Treasury Bond / Note</b>											
US TREASURY NOTES DTD 05/15/2014 2.500% 05/15/2024	912828WJ5	50,000,000.00	AA+	Aaa	09/30/19	10/01/19	52,062,500.00	1.57	577,445.65	51,131,442.54	52,312,500.00
US TREASURY NOTES DTD 05/15/2014 2.500% 05/15/2024	912828WJ5	50,000,000.00	AA+	Aaa	12/23/19	12/26/19	51,611,328.13	1.73	577,445.65	50,931,391.92	52,312,500.00
US TREASURY NOTES DTD 06/30/2017 2.000% 06/30/2024	912828XX3	50,000,000.00	AA+	Aaa	09/25/19	09/26/19	50,886,718.75	1.61	336,956.52	50,495,624.28	51,734,375.00
US TREASURY NOTES DTD 06/30/2017 2.000% 06/30/2024	912828XX3	50,000,000.00	AA+	Aaa	10/31/19	11/01/19	51,017,578.13	1.55	336,956.52	50,580,790.34	51,734,375.00
US TREASURY NOTES DTD 06/30/2017 2.000% 06/30/2024	912828XX3	50,000,000.00	AA+	Aaa	11/01/19	11/04/19	50,935,546.88	1.58	336,956.52	50,534,912.69	51,734,375.00
US TREASURY NOTES DTD 06/30/2019 1.750% 06/30/2024	9128286Z8	50,000,000.00	AA+	Aaa	12/11/19	12/12/19	50,173,828.13	1.67	294,836.96	50,101,661.22	51,390,625.00
US TREASURY NOTES DTD 07/31/2017 2.125% 07/31/2024	9128282N9	50,000,000.00	AA+	Aaa	10/10/19	10/11/19	51,474,609.38	1.49	268,512.23	50,842,753.96	51,937,500.00
US TREASURY NOTES DTD 01/31/2020 1.375% 01/31/2025	912828Z52	50,000,000.00	AA+	Aaa	10/27/21	10/28/21	50,845,703.13	0.85	173,743.21	50,842,862.82	50,867,190.00
US TREASURY NOTES DTD 02/17/2015 2.000% 02/15/2025	912828J27	50,000,000.00	AA+	Aaa	12/19/19	12/20/19	50,576,171.88	1.77	211,956.52	50,367,600.11	51,875,000.00
US TREASURY NOTES DTD 05/15/2015 2.125% 05/15/2025	912828XB1	50,000,000.00	AA+	Aaa	12/09/19	12/10/19	51,109,375.00	1.70	490,828.80	50,722,240.61	52,078,125.00
<b>Security Type Sub-Total</b>		<b>1,400,000,000.00</b>					<b>1,393,582,031.31</b>	<b>1.67</b>	<b>6,778,395.14</b>	<b>1,400,559,696.78</b>	<b>1,428,886,715.00</b>
<b>Supra-National Agency Bond / Note</b>											
INTL BANK OF RECON AND DEV GLOBAL NOTES DTD 12/13/2017 2.126% 12/13/2021	459058GF4	20,000,000.00	AAA	Aaa	12/12/17	12/13/17	19,955,000.00	2.19	162,993.33	19,998,706.37	20,047,000.00
INTL BANK OF RECONSTRUCTION AND DEV NOTE DTD 01/26/2017 2.000% 01/26/2022	459058FY4	50,000,000.00	AAA	Aaa	02/04/21	02/08/21	50,897,300.00	0.14	263,888.89	50,219,226.70	50,219,550.00



**Managed Account Detail of Securities Held**

For the Month Ending **October 31, 2021**

**SAN BERNARDINO COUNTY - 76990800**

Security Type/Description Dated Date/Coupon/Maturity	CUSIP	Par	S&P Rating	Moody's Rating	Trade Date	Settle Date	Original Cost	YTM at Cost	Accrued Interest	Amortized Cost	Market Value
<b>Supra-National Agency Bond / Note</b>											
INTER-AMERICAN DEVELOPMENT BANK NOTE DTD 09/26/2018 3.000% 09/26/2022	4581X0DD7	25,000,000.00	AAA	Aaa	09/20/18	09/26/18	24,944,000.00	3.06	72,916.67	24,987,389.46	25,618,350.00
INTL BK OF RECON AND DEV NOTE DTD 04/20/2021 0.126% 04/20/2023	459058JV6	75,000,000.00	AAA	Aaa	04/13/21	04/20/21	74,844,750.00	0.23	2,887.50	74,886,220.89	74,728,125.00
INTER-AMERICAN DEVEL BK NOTES DTD 04/24/2020 0.500% 05/24/2023	4581X0DM7	20,000,000.00	AAA	Aaa	04/17/20	04/24/20	19,993,200.00	0.51	43,611.11	19,996,560.71	20,033,240.00
INTER-AMERICAN DEVELOPMENT BANK NOTE DTD 10/04/2013 3.000% 10/04/2023	4581X0CC0	25,000,000.00	AAA	Aaa	03/14/19	03/21/19	25,480,000.00	2.55	56,250.00	25,203,232.81	26,197,500.00
INTL BK RECON & DEVELOP NOTES DTD 11/24/2020 0.250% 11/24/2023	459058JM6	25,000,000.00	AAA	Aaa	11/17/20	11/24/20	24,946,250.00	0.32	27,256.94	24,963,037.67	24,865,325.00
INTL BANK OF RECON AND DEV SN (FLOATER) DTD 06/16/2020 0.440% 06/17/2024	45906M2B6	10,000,000.00	AAA	Aaa	06/09/20	06/16/20	10,000,000.00	0.48	5,483.33	10,000,000.00	10,072,310.00

**Security Type Sub-Total** **250,000,000.00** **251,060,500.00** **0.94** **635,287.77** **250,254,374.61** **251,781,400.00**

<b>NOW Account</b>											
BANK OF THE WEST MONEY MARKET FUND	BKOFWEST7	4,000,000.00	NR	NR	08/18/21	08/18/21	4,000,000.00	0.07	0.00	4,000,000.00	4,000,000.00
BANK OF THE WEST MONEY MARKET FUND	BKOFWEST7	12,000,000.00	NR	NR	04/12/21	04/12/21	12,000,000.00	0.07	0.00	12,000,000.00	12,000,000.00
BANK OF THE WEST MONEY MARKET FUND	BKOFWEST7	22,000,000.00	NR	NR	04/13/21	04/13/21	22,000,000.00	0.07	0.00	22,000,000.00	22,000,000.00
BANK OF THE WEST MONEY MARKET FUND	BKOFWEST7	29,000,000.00	NR	NR	06/24/21	06/24/21	29,000,000.00	0.07	0.00	29,000,000.00	29,000,000.00
BANK OF THE WEST MONEY MARKET FUND	BKOFWEST7	37,000,000.00	NR	NR	06/23/21	06/23/21	37,000,000.00	0.07	0.00	37,000,000.00	37,000,000.00
BANK OF THE WEST MONEY MARKET FUND	BKOFWEST7	96,000,000.00	NR	NR	08/02/21	08/02/21	96,000,000.00	0.07	0.00	96,000,000.00	96,000,000.00

**Security Type Sub-Total** **200,000,000.00** **200,000,000.00** **0.07** **0.00** **200,000,000.00** **200,000,000.00**

<b>Money Market Mutual Fund</b>											
FEDERATED GOVT OBLIGATIONS FUND	608919718	1,000,000.00	AAAm	NR	08/31/20	08/31/20	1,000,000.00	0.03	0.00	1,000,000.00	1,000,000.00



**Managed Account Detail of Securities Held**

For the Month Ending **October 31, 2021**

**SAN BERNARDINO COUNTY - 76990800**

<b>Security Type/Description</b>	<b>Dated Date/Coupon/Maturity</b>	<b>CUSIP</b>	<b>Par</b>	<b>S&amp;P Rating</b>	<b>Moody's Rating</b>	<b>Trade Date</b>	<b>Settle Date</b>	<b>Original Cost</b>	<b>YTM at Cost</b>	<b>Accrued Interest</b>	<b>Amortized Cost</b>	<b>Market Value</b>
<b>Money Market Mutual Fund</b>												
FIDELITY GOV'T MM FUND 2642		31607A703	1,000,000.00	AAA	AAA	12/11/20	12/11/20	1,000,000.00	0.01	0.00	1,000,000.00	1,000,000.00
MORGAN STANLEY LIQ GOVT-INST FUND		61747C707	1,000,000.00	NR	NR	08/26/21	08/26/21	1,000,000.00	0.03	0.00	1,000,000.00	1,000,000.00
NORTHERN TRUST INST GOVT SELECT 848		665278701	1,000,000.00	AAAm	NR	10/01/21	10/01/21	1,000,000.00	0.00	0.00	1,000,000.00	1,000,000.00
<b>Security Type Sub-Total</b>			<b>4,000,000.00</b>					<b>4,000,000.00</b>	<b>0.02</b>	<b>0.00</b>	<b>4,000,000.00</b>	<b>4,000,000.00</b>
<b>Joint Powers Authority</b>												
INVESTMENT TRUST OF CALIFORNIA		CALTRUST3	10,000,000.00	AAAm	NR	08/26/21	08/26/21	10,000,000.00	0.03	0.00	10,000,000.00	10,000,000.00
CALIFORNIA ASSET MANAGEMENT PROGRAM		CAMPFM025	29,000,000.00	AAAm	NR	09/27/21	09/27/21	29,000,000.00	0.05	0.00	29,000,000.00	29,000,000.00
CALIFORNIA ASSET MANAGEMENT PROGRAM		CAMPFM025	60,000,000.00	AAAm	NR	09/28/21	09/28/21	60,000,000.00	0.05	0.00	60,000,000.00	60,000,000.00
CALIFORNIA ASSET MANAGEMENT PROGRAM		CAMPFM025	99,000,000.00	AAAm	NR	09/24/21	09/24/21	99,000,000.00	0.05	0.00	99,000,000.00	99,000,000.00
CALIFORNIA ASSET MANAGEMENT PROGRAM		CAMPFM025	202,000,000.00	AAAm	NR	10/27/21	10/27/21	202,000,000.00	0.05	0.00	202,000,000.00	202,000,000.00
<b>Security Type Sub-Total</b>			<b>400,000,000.00</b>					<b>400,000,000.00</b>	<b>0.05</b>	<b>0.00</b>	<b>400,000,000.00</b>	<b>400,000,000.00</b>
<b>Federally Insured Cash Account</b>												
STONECASTLE FICA		FICAMF003	25,000,000.00	NR	NR	08/30/19	08/30/19	25,000,000.00	0.05	0.00	25,000,000.00	25,000,000.00
<b>Security Type Sub-Total</b>			<b>25,000,000.00</b>					<b>25,000,000.00</b>	<b>0.05</b>	<b>0.00</b>	<b>25,000,000.00</b>	<b>25,000,000.00</b>
<b>Federal Agency Commercial Mortgage-Backed Security</b>												
FHMS K033 A2 DTD 10/01/2013 3.060% 07/01/2023		3137B4WB8	2,800,000.00	AA+	Aaa	12/01/20	12/04/20	2,978,718.75	0.56	7,140.00	2,915,529.59	2,892,755.68
FHMS KMP1 A2 DTD 09/01/2017 2.982% 08/01/2024		3137FATE8	50,000,000.00	AA+	Aaa	02/24/21	03/01/21	54,023,437.50	0.60	124,250.00	53,234,212.37	52,186,209.50
FHMS K729 A2 DTD 12/01/2017 3.136% 10/01/2024		3137FCM43	16,500,000.00	AA+	Aaa	01/27/21	01/29/21	17,969,531.25	0.68	43,120.00	17,667,077.39	17,360,258.36



**Managed Account Detail of Securities Held**

For the Month Ending **October 31, 2021**

**SAN BERNARDINO COUNTY - 76990800**

Security Type/Description Dated Date/Coupon/Maturity	CUSIP	Par	S&P Rating	Moody's Rating	Trade Date	Settle Date	Original Cost	YTM at Cost	Accrued Interest	Amortized Cost	Market Value
<b>Federal Agency Commercial Mortgage-Backed Security</b>											
FHMS K045 A2 DTD 05/01/2015 3.023% 01/01/2025	3137BHXJ1	25,000,000.00	AA+	Aaa	12/14/20	12/17/20	27,465,820.31	0.55	62,979.17	26,932,895.73	26,477,942.25
FHMS KJ32 A1 DTD 11/01/2020 0.516% 06/01/2025	3137F72U8	2,348,592.27	AA+	Aaa	11/19/20	11/30/20	2,348,582.87	0.52	1,009.89	2,348,584.79	2,296,509.79
<b>FHMS K733 A2 DTD 11/09/2018 3.750% 08/01/2025</b>	<b>3137FJX07</b>	<b>3,330,000.00</b>	<b>AA+</b>	<b>Aaa</b>	<b>10/28/21</b>	<b>11/02/21</b>	<b>3,615,001.17</b>	<b>1.40</b>	<b>346.88</b>	<b>3,615,001.17</b>	<b>3,594,827.77</b>
FHMS K726 A1 DTD 06/01/2017 2.700% 10/01/2025	3137BYLE8	25,000,000.00	AA+	Aaa	04/27/21	04/30/21	26,863,281.25	0.98	56,250.00	26,649,840.36	26,217,604.50
FHMS KJ23 A1 DTD 01/29/2019 3.683% 10/01/2025	3137FKSQ0	60,000,000.00	AA+	Aaa	06/10/21	06/15/21	65,231,250.00	1.58	184,150.00	64,767,805.93	63,681,941.40
FRESB 2021-SB82 A5 DTD 01/01/2021 0.670% 11/01/2025	30318CAA5	1,454,296.85	AA+	Aaa	01/13/21	01/22/21	1,461,428.72	0.57	811.98	1,460,271.43	1,461,454.72
FRESB 2021-SB82 A5 DTD 01/01/2021 0.670% 11/01/2025	30318CAA5	3,393,359.31	AA+	Aaa	01/13/21	01/22/21	3,410,000.35	0.57	1,894.63	3,407,300.00	3,410,061.00
FHMS KJ33 A1 DTD 02/01/2021 0.440% 12/01/2025	3137F9ZD6	11,453,208.00	AA+	Aaa	02/17/21	02/26/21	11,452,841.49	0.44	4,199.51	11,452,893.76	11,209,951.71
FRESB 2021-SB83 DTD 02/01/2021 0.670% 01/01/2026	30318NAA1	3,831,050.52	AA+	Aaa	02/10/21	02/19/21	3,849,041.13	0.57	2,139.00	3,846,459.47	3,849,008.57
FHMS KJ34 A1 DTD 07/01/2021 0.681% 06/01/2026	3137H1LS3	10,458,640.39	AA+	Aaa	07/20/21	07/29/21	10,458,514.89	0.68	5,935.28	10,458,521.63	10,232,990.10
FHMS K729 A2 DTD 01/01/2020 2.525% 10/01/2026	3137FOXJ7	8,250,000.00	AA+	Aaa	06/28/21	06/30/21	8,815,898.44	1.18	17,359.38	8,779,331.79	8,692,450.14
<b>Security Type Sub-Total</b>		<b>223,819,147.34</b>					<b>239,943,348.12</b>	<b>0.94</b>	<b>511,585.72</b>	<b>237,535,725.41</b>	<b>233,563,965.49</b>
<b>Federal Agency Bond / Note</b>											
FEDERAL HOME LOAN BANKS NOTES DTD 11/08/2019 1.625% 11/19/2021	3130AHJY0	30,000,000.00	AA+	Aaa	11/07/19	11/08/19	29,948,700.00	1.71	219,375.00	29,998,755.53	30,023,280.00



**Managed Account Detail of Securities Held**

For the Month Ending **October 31, 2021**

**SAN BERNARDINO COUNTY - 76990800**

<b>Security Type/Description Dated Date/Coupon/Maturity</b>	<b>CUSIP</b>	<b>Par</b>	<b>S&amp;P Rating</b>	<b>Moody's Rating</b>	<b>Trade Date</b>	<b>Settle Date</b>	<b>Original Cost</b>	<b>YTM at Cost</b>	<b>Accrued Interest</b>	<b>Amortized Cost</b>	<b>Market Value</b>
<b>Federal Agency Bond / Note</b>											
FEDERAL HOME LOAN BANKS NOTES DTD 12/20/2019 1.625% 12/20/2021	3130AHSR5	22,500,000.00	AA+	Aaa	12/19/19	12/20/19	22,475,700.00	1.68	133,046.88	22,498,371.14	22,547,542.50
FANNIE MAE NOTES DTD 01/11/2019 2.625% 01/11/2022	3135G0U92	60,000,000.00	AA+	Aaa	01/09/19	01/11/19	59,956,800.00	2.65	481,250.00	59,997,201.46	60,295,500.00
FEDERAL FARM CREDIT BANK NOTES DTD 01/18/2019 2.600% 01/18/2022	3133EJ5P0	50,000,000.00	AA+	Aaa	01/16/19	01/18/19	49,957,500.00	2.63	371,944.44	49,996,975.36	50,268,200.00
FANNIE MAE NOTES DTD 04/12/2019 2.250% 04/12/2022	3135G0V59	75,000,000.00	AA+	Aaa	04/11/19	04/12/19	74,754,000.00	2.36	89,062.50	74,963,638.69	75,710,250.00
FEDERAL FARM CREDIT BANK NOTES DTD 05/06/2020 0.250% 05/06/2022	3133ELYR9	100,000,000.00	AA+	Aaa	04/30/20	05/06/20	99,873,000.00	0.31	121,527.78	99,967,641.10	100,061,000.00
FEDERAL HOME LOAN BANK DTD 06/01/2012 2.125% 06/10/2022	313379O69	25,000,000.00	AA+	Aaa	07/15/19	07/16/19	25,156,500.00	1.90	208,072.92	25,032,628.77	25,301,450.00
FFCB NOTES DTD 12/16/2019 1.630% 06/15/2022	3133ELDK7	40,000,000.00	AA+	Aaa	12/04/19	12/16/19	39,997,880.80	1.63	246,311.11	39,999,474.85	40,370,240.00
FREDDIE MAC NOTES DTD 07/23/2020 0.125% 07/25/2022	3137EAET2	25,000,000.00	AA+	Aaa	07/21/20	07/23/20	24,943,500.00	0.24	8,333.33	24,979,468.58	24,997,050.00
FANNIE MAE NOTES DTD 09/06/2019 1.375% 09/06/2022	3135G0W33	75,000,000.00	AA+	Aaa	09/05/19	09/06/19	74,739,000.00	1.49	157,552.08	74,926,415.15	75,782,025.00
FEDERAL HOME LOAN BANKS NOTES DTD 08/13/2012 2.000% 09/09/2022	313380GJ0	10,000,000.00	AA+	Aaa	08/28/19	08/29/19	10,150,500.00	1.49	28,888.89	10,042,417.34	10,158,710.00
FEDERAL HOME LOAN BANK NOTES DTD 10/22/2020 0.125% 10/21/2022	3130AKDH6	64,000,000.00	AA+	Aaa	10/21/20	10/22/20	63,915,520.00	0.19	2,222.22	63,958,976.79	63,982,528.00
FFCB NOTES DTD 11/23/2020 0.125% 11/23/2022	3133EMGX4	75,000,000.00	AA+	Aaa	11/16/20	11/23/20	74,856,750.00	0.22	41,145.83	74,924,057.88	74,969,775.00
FEDERAL FARM CREDIT BANK NOTES(CALLABLE) DTD 01/24/2020 1.640% 01/24/2023	3133ELJN5	10,000,000.00	AA+	Aaa	01/23/20	01/24/20	9,995,000.00	1.66	44,188.89	9,997,951.64	10,036,200.00



**Managed Account Detail of Securities Held**

For the Month Ending **October 31, 2021**

**SAN BERNARDINO COUNTY - 76990800**

<b>Security Type/Description Dated Date/Coupon/Maturity</b>	<b>CUSIP</b>	<b>Par</b>	<b>S&amp;P Rating</b>	<b>Moody's Rating</b>	<b>Trade Date</b>	<b>Settle Date</b>	<b>Original Cost</b>	<b>YTM at Cost</b>	<b>Accrued Interest</b>	<b>Amortized Cost</b>	<b>Market Value</b>
<b>Federal Agency Bond / Note</b>											
FEDERAL FARM CREDIT BANK NOTES(CALLABLE) DTD 01/24/2020 1.640% 01/24/2023	3133ELJN5	20,000,000.00	AA+	Aaa	01/23/20	01/24/20	19,990,000.00	1.66	88,377.78	19,995,903.28	20,072,400.00
FEDERAL FARM CREDIT BANK NOTES(CALLABLE) DTD 01/24/2020 1.640% 01/24/2023	3133ELJN5	20,000,000.00	AA+	Aaa	01/23/20	01/24/20	19,990,000.00	1.66	88,377.78	19,995,903.28	20,072,400.00
FEDERAL FARM CREDIT BANK NOTES DTD 02/03/2021 0.125% 02/03/2023	3133EMPH9	10,000,000.00	AA+	Aaa	01/26/21	02/03/21	9,994,400.00	0.15	3,055.56	9,996,478.90	9,980,200.00
FEDERAL FARM CREDIT BANK NOTES DTD 02/03/2021 0.125% 02/03/2023	3133EMPH9	40,000,000.00	AA+	Aaa	01/26/21	02/03/21	39,977,600.00	0.15	12,222.22	39,985,915.62	39,920,800.00
FEDERAL HOME LOAN BANKS NOTES DTD 02/21/2020 1.375% 02/17/2023	3130AJ7E3	50,000,000.00	AA+	Aaa	02/20/20	02/21/20	49,908,000.00	1.44	141,319.44	49,960,150.18	50,704,850.00
FEDERAL HOME LOAN BANKS NOTES DTD 03/01/2018 2.750% 03/10/2023	3130ADRG9	10,000,000.00	AA+	Aaa	01/07/19	01/09/19	10,042,680.00	2.64	38,958.33	10,013,861.88	10,330,030.00
FREDDIE MAC NOTES DTD 04/20/2020 0.375% 04/20/2023	3137EAE08	50,000,000.00	AA+	Aaa	04/17/20	04/20/20	49,875,000.00	0.46	5,729.17	49,938,926.94	50,023,350.00
FREDDIE MAC NOTES DTD 05/07/2020 0.375% 05/05/2023	3137EAER6	100,000,000.00	AA+	Aaa	05/05/20	05/07/20	99,958,000.00	0.39	183,333.33	99,978,865.51	100,002,900.00
FFCB NOTES DTD 05/10/2021 0.125% 05/10/2023	3133EMYX4	56,000,000.00	AA+	Aaa	05/05/21	05/10/21	55,928,320.00	0.19	33,250.00	55,945,503.56	55,788,936.00
FANNIE MAE NOTES DTD 05/22/2020 0.250% 05/22/2023	3135G04Q3	100,000,000.00	AA+	Aaa	05/20/20	05/22/20	99,699,000.00	0.35	110,416.67	99,844,139.73	99,808,900.00
FFCB FLOATING NOTES DTD 06/09/2020 0.370% 06/09/2023	3133ELH72	45,000,000.00	AA+	Aaa	06/03/20	06/09/20	45,000,000.00	0.39	24,425.05	45,000,000.00	45,216,225.00
FREDDIE MAC NOTES DTD 06/26/2020 0.250% 06/26/2023	3137EAES4	23,000,000.00	AA+	Aaa	06/24/20	06/26/20	22,932,840.00	0.35	19,965.28	22,963,077.33	22,938,268.00
FANNIE MAE NOTES DTD 07/10/2020 0.250% 07/10/2023	3135G05G4	50,000,000.00	AA+	Aaa	07/08/20	07/10/20	49,892,500.00	0.32	38,541.67	49,939,525.11	49,845,850.00





**Managed Account Detail of Securities Held**

For the Month Ending **October 31, 2021**

**SAN BERNARDINO COUNTY - 76990800**

<b>Security Type/Description</b>	<b>CUSIP</b>	<b>Par</b>	<b>S&amp;P Rating</b>	<b>Moody's Rating</b>	<b>Trade Date</b>	<b>Settle Date</b>	<b>Original Cost</b>	<b>YTM at Cost</b>	<b>Accrued Interest</b>	<b>Amortized Cost</b>	<b>Market Value</b>
<b>Federal Agency Bond / Note</b>											
FEDERAL FARM CREDIT BANKS NOTES DTD 08/14/2019 1.600% 08/14/2023	3133EKZK5	10,000,000.00	AA+	Aaa	08/28/19	08/29/19	10,047,100.00	1.48	34,222.22	10,021,204.77	10,201,980.00
FREDDIE MAC NOTES DTD 08/21/2020 0.250% 08/24/2023	3137EAEV7	45,000,000.00	AA+	Aaa	08/19/20	08/21/20	44,954,100.00	0.28	20,937.50	44,972,368.03	44,826,975.00
FEDERAL HOME LOAN BANK NOTES DTD 09/10/2021 0.125% 08/28/2023	3130ANYM6	50,000,000.00	AA+	Aaa	09/09/21	09/10/21	49,894,000.00	0.23	8,854.17	49,901,687.59	49,693,150.00
FREDDIE MAC NOTES DTD 09/04/2020 0.250% 09/08/2023	3137EAEW5	32,000,000.00	AA+	Aaa	09/03/20	09/04/20	31,989,440.00	0.26	11,777.78	31,993,504.49	31,862,592.00
FREDDIE MAC NOTES DTD 10/16/2020 0.125% 10/16/2023	3137EAEY1	64,000,000.00	AA+	Aaa	10/14/20	10/16/20	63,761,280.00	0.25	3,333.33	63,844,341.48	63,529,088.00
FREDDIE MAC NOTES DTD 11/05/2020 0.250% 11/06/2023	3137EAEZ8	75,000,000.00	AA+	Aaa	11/03/20	11/05/20	74,932,500.00	0.28	91,145.83	74,954,733.12	74,590,275.00
FANNIE MAE NOTES DTD 11/25/2020 0.250% 11/27/2023	3135G06H1	50,000,000.00	AA+	Aaa	11/23/20	11/25/20	49,943,000.00	0.29	53,472.22	49,960,718.32	49,718,950.00
FREDDIE MAC NOTES DTD 12/04/2020 0.250% 12/04/2023	3137EAFA2	62,000,000.00	AA+	Aaa	12/02/20	12/04/20	61,938,620.00	0.28	63,291.67	61,957,230.19	61,622,606.00
FANNIE MAE NOTES DTD 02/08/2019 2.500% 02/05/2024	3135G0V34	100,000,000.00	AA+	Aaa	02/07/19	02/08/19	99,628,000.00	2.58	597,222.22	99,831,447.07	104,299,300.00
FHLB BONDS DTD 02/15/2019 2.500% 02/13/2024	3130AFW94	50,000,000.00	AA+	Aaa	02/14/19	02/15/19	49,823,000.00	2.58	270,833.33	49,919,069.08	52,170,600.00
FHLMC (CALLABLE) NOTES DTD 04/29/2020 0.570% 04/29/2024	3134GVPP7	25,000,000.00	AA+	Aaa	04/27/20	04/29/20	25,000,000.00	0.57	791.67	25,000,000.00	24,938,075.00
FHLMC (CALLABLE) NOTES DTD 05/20/2020 0.510% 05/20/2024	3134GVUY2	25,000,000.00	AA+	Aaa	05/12/20	05/20/20	25,000,000.00	0.51	57,020.83	25,000,000.00	24,883,175.00
FHLMC (CALLABLE) NOTES DTD 05/20/2020 0.500% 05/20/2024	3134GVXC7	25,000,000.00	AA+	Aaa	05/18/20	05/20/20	25,000,000.00	0.50	55,902.78	25,000,000.00	24,878,075.00
FANNIE MAE NOTES DTD 07/08/2019 1.750% 07/02/2024	3135G0V75	25,000,000.00	AA+	Aaa	07/08/19	07/09/19	24,781,000.00	1.94	144,618.06	24,882,798.90	25,697,225.00



**Managed Account Detail of Securities Held**

For the Month Ending **October 31, 2021**

**SAN BERNARDINO COUNTY - 76990800**

<b>Security Type/Description Dated Date/Coupon/Maturity</b>	<b>CUSIP</b>	<b>Par</b>	<b>S&amp;P Rating</b>	<b>Moody's Rating</b>	<b>Trade Date</b>	<b>Settle Date</b>	<b>Original Cost</b>	<b>YTM at Cost</b>	<b>Accrued Interest</b>	<b>Amortized Cost</b>	<b>Market Value</b>
<b>Federal Agency Bond / Note</b>											
FEDERAL HOME LOAN BANK NOTES DTD 08/15/2014 2.875% 09/13/2024	3130A2UW4	25,000,000.00	AA+	Aaa	09/23/19	09/24/19	26,450,750.00	1.65	95,833.34	25,836,418.09	26,523,100.00
FEDERAL HOME LOAN BANK NOTES DTD 08/15/2014 2.875% 09/13/2024	3130A2UW4	25,000,000.00	AA+	Aaa	09/25/19	09/26/19	26,433,325.00	1.67	95,833.34	25,827,282.95	26,523,100.00
FANNIE MAE NOTES DTD 10/18/2019 1.625% 10/15/2024	3135G0W66	25,000,000.00	AA+	Aaa	10/17/19	10/18/19	24,957,250.00	1.66	18,055.56	24,974,710.94	25,642,925.00
FEDERAL HOME LOAN BANK NOTES DTD 11/06/2014 2.750% 12/13/2024	3130A3GE8	10,000,000.00	AA+	Aaa	12/04/19	12/05/19	10,515,630.00	1.68	105,416.67	10,319,774.90	10,597,850.00
FEDERAL HOME LOAN BANK NOTES DTD 11/06/2014 2.750% 12/13/2024	3130A3GE8	25,000,000.00	AA+	Aaa	12/03/19	12/05/19	26,384,500.00	1.60	263,541.67	25,858,616.35	26,494,625.00
FEDERAL HOME LOAN BANK NOTES DTD 11/06/2014 2.750% 12/13/2024	3130A3GE8	25,000,000.00	AA+	Aaa	12/04/19	12/05/19	26,287,500.00	1.68	263,541.67	25,798,460.49	26,494,625.00
FANNIE MAE NOTES DTD 01/10/2020 1.625% 01/07/2025	3135G0X24	75,000,000.00	AA+	Aaa	01/08/20	01/10/20	74,760,750.00	1.69	385,937.50	74,847,451.89	76,860,450.00
FREDDIE MAC NOTES DTD 02/14/2020 1.500% 02/12/2025	3137EAEP0	50,000,000.00	AA+	Aaa	02/13/20	02/14/20	49,961,500.00	1.52	164,583.33	49,974,706.03	51,043,150.00
FEDERAL HOME LOAN BANKS NOTES DTD 02/17/2015 2.375% 03/14/2025	3130A4CH3	25,840,000.00	AA+	Aaa	12/05/19	12/06/19	26,658,094.40	1.74	80,121.94	26,362,305.46	27,134,067.20
FANNIE MAE NOTES DTD 04/24/2020 0.625% 04/22/2025	3135G03U5	50,000,000.00	AA+	Aaa	04/22/20	04/24/20	49,897,000.00	0.67	7,812.50	49,928,396.93	49,558,450.00
FHLMC (CALLABLE) NOTES DTD 05/06/2020 0.700% 05/06/2025	3134GVPR3	25,000,000.00	AA+	Aaa	04/27/20	05/06/20	25,000,000.00	0.70	85,069.44	25,000,000.00	24,802,750.00
FANNIE MAE NOTES DTD 06/19/2020 0.500% 06/17/2025	3135G04Z3	50,000,000.00	AA+	Aaa	06/17/20	06/19/20	49,896,500.00	0.54	93,055.56	49,924,871.71	49,246,000.00
FREDDIE MAC NOTES DTD 07/23/2020 0.375% 07/21/2025	3137EAEU9	45,000,000.00	AA+	Aaa	07/21/20	07/23/20	44,775,900.00	0.48	46,875.00	44,833,153.62	44,013,600.00
FANNIE MAE NOTES DTD 08/27/2020 0.375% 08/25/2025	3135G05X7	50,000,000.00	AA+	Aaa	08/25/20	08/27/20	49,766,000.00	0.47	34,375.00	49,821,292.76	48,839,800.00



**Managed Account Detail of Securities Held**

For the Month Ending **October 31, 2021**

**SAN BERNARDINO COUNTY - 76990800**

<b>Security Type/Description Dated Date/Coupon/Maturity</b>	<b>CUSIP</b>	<b>Par</b>	<b>S&amp;P Rating</b>	<b>Moody's Rating</b>	<b>Trade Date</b>	<b>Settle Date</b>	<b>Original Cost</b>	<b>YTM at Cost</b>	<b>Accrued Interest</b>	<b>Amortized Cost</b>	<b>Market Value</b>
<b>Federal Agency Bond / Note</b>											
FREDDIE MAC (CALLABLE) NOTES DTD 09/02/2020 0.550% 09/02/2025	3134GWA22	19,900,000.00	AA+	Aaa	09/02/20	09/03/20	19,900,000.00	0.55	17,937.64	19,900,000.00	19,559,292.10
FEDERAL HOME LOAN BANK NOTES DTD 09/11/2020 0.375% 09/04/2025	3130AK5E2	14,000,000.00	AA+	Aaa	09/10/20	09/11/20	13,958,000.00	0.44	8,312.50	13,967,605.28	13,667,864.00
FREDDIE MAC NOTES DTD 09/25/2020 0.375% 09/23/2025	3137EAEX3	20,000,000.00	AA+	Aaa	09/23/20	09/25/20	19,939,800.00	0.44	7,916.67	19,953,067.76	19,541,700.00
FANNIE MAE NOTES DTD 11/12/2020 0.500% 11/07/2025	3135G06G3	45,000,000.00	AA+	Aaa	11/09/20	11/12/20	44,838,900.00	0.57	108,750.00	44,870,217.63	44,053,335.00
<b>Security Type Sub-Total</b>		<b>2,478,240,000.00</b>					<b>2,480,982,130.20</b>	<b>0.99</b>	<b>6,237,287.09</b>	<b>2,480,079,661.43</b>	<b>2,492,717,608.80</b>
<b>Corporate Note</b>											
JOHN DEERE CAPITAL CORP DTD 03/07/2019 2.950% 04/01/2022	24422EUT4	5,000,000.00	A	A2	03/04/19	03/07/19	4,997,600.00	2.97	12,291.67	4,999,676.72	5,054,750.00
TOYOTA MOTOR CREDIT CORP DTD 04/12/2019 2.650% 04/12/2022	89236TFX8	10,000,000.00	A+	A1	04/09/19	04/12/19	9,993,700.00	2.67	13,986.11	9,999,068.80	10,105,190.00
US BANK NA CINCINNATI FLOAT CORP NOTE ( DTD 05/23/2019 0.571% 05/23/2022	90331HPD9	10,000,000.00	AA-	A1	05/13/20	05/15/20	9,933,800.00	2.46	11,097.94	9,981,790.51	10,012,460.00
US BANK NA CINCINNATI FLOAT CORP NOTE ( DTD 05/23/2019 0.571% 05/23/2022	90331HPD9	10,000,000.00	AA-	A1	05/14/20	05/18/20	9,932,700.00	2.47	11,097.94	9,981,412.38	10,012,460.00
JOHN DEERE CAPITAL CORP CORP NOTES DTD 09/12/2019 1.950% 06/13/2022	24422EVA4	5,000,000.00	A	A2	09/10/19	09/12/19	4,993,550.00	2.00	37,375.00	4,998,562.39	5,053,785.00
JOHN DEERE CAPITAL CORP CORPORATE NOTES DTD 06/04/2020 0.550% 07/05/2022	24422EVG1	5,000,000.00	A	A2	06/01/20	06/04/20	4,998,950.00	0.56	8,861.11	4,999,660.58	5,003,260.00
CHEVRON USA INC CORPORATE NOTES DTD 08/12/2020 0.333% 08/12/2022	166756AF3	14,500,000.00	AA-	Aa2	08/10/20	08/12/20	14,500,000.00	0.33	10,595.88	14,500,000.00	14,481,570.50



**Managed Account Detail of Securities Held**

For the Month Ending **October 31, 2021**

**SAN BERNARDINO COUNTY - 76990800**

<b>Security Type/Description Dated Date/Coupon/Maturity</b>	<b>CUSIP</b>	<b>Par</b>	<b>S&amp;P Rating</b>	<b>Moody's Rating</b>	<b>Trade Date</b>	<b>Settle Date</b>	<b>Original Cost</b>	<b>YTM at Cost</b>	<b>Accrued Interest</b>	<b>Amortized Cost</b>	<b>Market Value</b>
<b>Corporate Note</b>											
EXXON MOBIL CORPORATION CORPORATE NOTES DTD 08/16/2019 1.902% 08/16/2022	30231GBB7	3,000,000.00	AA-	Aa2	08/13/19	08/16/19	3,000,000.00	1.90	11,887.50	3,000,000.00	3,038,244.00
US BANK NA CINCINNATI DTD 12/09/2019 1.950% 01/09/2023	90331HPF4	12,000,000.00	AA-	A1	12/05/19	12/09/19	11,989,920.00	1.98	72,800.00	11,996,118.26	12,210,504.00
BANK OF NY MELLON CORP NOTES (CALLABLE) DTD 01/28/2020 1.850% 01/27/2023	06406RAM9	5,000,000.00	A	A1	04/23/20	04/27/20	5,072,350.00	1.31	24,152.78	5,031,523.93	5,077,325.00
JOHN DEERE CAPITAL CORP CORPORATE NOTES DTD 06/04/2020 0.700% 07/05/2023	24422EVH9	3,000,000.00	A	A2	06/01/20	06/04/20	2,997,540.00	0.73	6,766.67	2,998,665.13	3,006,459.00
CHEVRON USA INC CORPORATE NOTES DTD 08/12/2020 0.426% 08/11/2023	166756AJ5	10,000,000.00	AA-	Aa2	08/10/20	08/12/20	10,000,000.00	0.43	9,466.67	10,000,000.00	9,979,340.00
JOHN DEERE CAPITAL CORP CORPORATE NOTES DTD 10/09/2020 0.400% 10/10/2023	24422EVJ5	3,000,000.00	A	A2	10/06/20	10/09/20	2,996,520.00	0.44	700.00	2,997,751.97	2,993,001.00
BANK ON NY MELLON CORP FLT NOTES (CALLAB DTD 04/26/2021 0.310% 04/26/2024	06406RAT4	15,000,000.00	A	A1	04/19/21	04/26/21	15,000,000.00	0.27	750.00	15,000,000.00	15,008,850.00
BANK OF NY MELLON CORP NOTES (CALLABLE) DTD 04/26/2021 0.500% 04/26/2024	06406RAS6	35,000,000.00	A	A1	04/19/21	04/26/21	34,962,550.00	0.54	2,430.56	34,969,008.07	34,727,315.00
JOHN DEERE CAPITAL CORP CORPORATE NOTES DTD 06/10/2021 0.450% 06/07/2024	24422EVO9	30,000,000.00	A	A2	06/07/21	06/10/21	29,962,500.00	0.49	52,875.00	29,967,440.53	29,620,920.00
TOYOTA MOTOR CREDIT CORP CORPORATE NOTES DTD 06/18/2021 0.500% 06/18/2024	89236TJH9	15,000,000.00	A+	A1	06/15/21	06/18/21	14,982,150.00	0.54	27,708.33	14,984,364.96	14,839,920.00



**Managed Account Detail of Securities Held**

For the Month Ending **October 31, 2021**

**SAN BERNARDINO COUNTY - 76990800**

Security Type/Description Dated Date/Coupon/Maturity	CUSIP	Par	S&P Rating	Moody's Rating	Trade Date	Settle Date	Original Cost	YTM at Cost	Accrued Interest	Amortized Cost	Market Value
<b>Corporate Note</b>											
TOTOTA MOTOR CREDIT CORP NOTE (FLOAT) DTD 06/18/2021 0.310% 06/18/2024	89236TJJ5	20,000,000.00	A+	A1	06/15/21	06/18/21	20,000,000.00	0.27	7,199.99	20,000,000.00	20,007,480.00
JOHN DEERE CAPITAL CORP CORPORATE NOTES DTD 09/10/2021 0.625% 09/10/2024	24422EVU0	15,000,000.00	A	A2	09/07/21	09/10/21	14,990,250.00	0.65	13,281.25	14,990,712.59	14,892,780.00
TOYOTA MOTOR CREDIT CORP CORPORATE NOTES DTD 09/13/2021 0.625% 09/13/2024	89236TJN6	40,000,000.00	A+	A1	09/08/21	09/13/21	39,981,200.00	0.64	33,333.33	39,982,040.51	39,656,800.00
BANK OF NY MELLON CORP CORPORATE NOTES DTD 10/25/2021 0.850% 10/25/2024	06406RAX5	50,000,000.00	A	A1	10/20/21	10/25/21	49,967,500.00	0.87	7,083.33	49,967,707.57	49,868,750.00
BANK OF NY MELLON CORP FLT NOTES (CALLAB) DTD 10/25/2021 0.250% 10/25/2024	06406RAY3	50,000,000.00	A	A1	10/20/21	10/25/21	50,000,000.00	0.25	2,347.24	50,000,000.00	49,989,700.00

**Security Type Sub-Total** **365,500,000.00** **365,252,780.00** **0.81** **378,088.30** **365,345,504.90** **364,640,863.50**

<b>Commercial Paper</b>											
CREDIT AGRICOLE CIB NY COMM PAPER -- 0.000% 11/01/2021	22533TY18	44,000,000.00	A-1	P-1	10/29/21	10/29/21	43,999,780.00	0.06	0.00	44,000,000.00	43,999,868.00
COOPERATIEVE RABOBANK UA COMM PAPER DTD 08/26/2020 0.000% 11/01/2021	21687AY15	50,000,000.00	A-1	P-1	03/25/21	03/25/21	49,947,819.44	0.17	0.00	50,000,000.00	49,999,500.00
CREDIT AGRICOLE CIB NY COMM PAPER -- 0.000% 11/01/2021	22533TY18	50,000,000.00	A-1	P-1	05/06/21	05/06/21	49,965,194.44	0.14	0.00	50,000,000.00	49,999,850.00
EXXON MOBIL CORP COMM PAPER DTD 12/30/2020 0.000% 11/03/2021	30229AY37	50,000,000.00	A-1+	P-1	03/31/21	04/01/21	49,958,000.00	0.14	0.00	49,999,611.11	49,999,650.00
CREDIT AGRICOLE CIB NY COMM PAPER DTD 05/06/2021 0.000% 11/05/2021	22533TY59	50,000,000.00	A-1	P-1	05/06/21	05/06/21	49,964,416.67	0.14	0.00	49,999,222.22	49,999,650.00



**Managed Account Detail of Securities Held**

For the Month Ending **October 31, 2021**

**SAN BERNARDINO COUNTY - 76990800**

<b>Security Type/Description</b>	<b>Dated Date/Coupon/Maturity</b>	<b>CUSIP</b>	<b>Par</b>	<b>S&amp;P Rating</b>	<b>Moody's Rating</b>	<b>Trade Date</b>	<b>Settle Date</b>	<b>Original Cost</b>	<b>YTM at Cost</b>	<b>Accrued Interest</b>	<b>Amortized Cost</b>	<b>Market Value</b>
<b>Commercial Paper</b>												
TOYOTA MOTOR CREDIT CORP COMM PAPER	DTD 03/18/2021 0.000% 11/12/2021	89233GYC4	50,000,000.00	A-1+	P-1	03/26/21	03/29/21	49,939,833.33	0.19	0.00	49,997,097.22	49,997,850.00
JP MORGAN SECURITIES LLC COMM PAPER	DTD 10/01/2020 0.000% 11/17/2021	46640PYH0	25,000,000.00	A-1	P-1	03/01/21	03/02/21	24,967,500.00	0.18	0.00	24,998,000.00	24,998,450.00
CREDIT AGRICOLE CIB NY COMM PAPER	DTD 04/06/2021 0.000% 12/01/2021	22533TZ17	126,000,000.00	A-1	P-1	05/06/21	05/06/21	125,890,275.00	0.15	0.00	125,984,250.00	125,994,330.00
JP MORGAN SECURITIES LLC COMM PAPER	DTD 03/22/2021 0.000% 12/17/2021	46640PZH9	25,000,000.00	A-1	P-1	03/25/21	03/25/21	24,962,916.67	0.20	0.00	24,993,611.11	24,995,625.00
COOPERATIEVE RABOBANK U.A. COMM PAPER	DTD 11/03/2020 0.000% 12/17/2021	21687AZH9	50,000,000.00	A-1	P-1	06/23/21	06/24/21	49,970,666.67	0.12	0.00	49,992,333.33	49,991,050.00
BOFA SECURITIES INC COMM PAPER	DTD 03/05/2021 0.000% 12/28/2021	06054NZU8	50,000,000.00	A-1	NR	06/21/21	06/22/21	49,963,250.00	0.14	0.00	49,988,916.67	49,988,750.00
COOPERATIEVE RABOBANK U.A. COMM PAPER	DTD 11/03/2020 0.000% 12/30/2021	21687AZW6	50,000,000.00	A-1	P-1	06/23/21	06/24/21	49,968,500.00	0.12	0.00	49,990,166.67	49,988,350.00
NATIXIS NY BRANCH COMM PAPER	DTD 04/08/2021 0.000% 01/03/2022	63873KA31	50,000,000.00	A-1	P-1	05/04/21	05/04/21	49,928,833.33	0.21	0.00	49,981,625.00	49,990,300.00
NATIXIS NY BRANCH COMM PAPER	DTD 12/21/2020 0.000% 01/07/2022	63873KA72	50,000,000.00	A-1	P-1	08/26/21	08/26/21	49,981,388.89	0.10	0.00	49,990,694.45	49,989,500.00
NATIXIS NY BRANCH COMM PAPER	DTD 12/21/2020 0.000% 01/12/2022	63873KAC1	25,000,000.00	A-1	P-1	08/26/21	08/26/21	24,990,347.22	0.10	0.00	24,995,000.00	24,994,250.00
LIBERTY STREET FDG LLC COMM PAPER	DTD 09/24/2021 0.000% 02/01/2022	53127UB17	30,000,000.00	A-1	P-1	09/29/21	09/29/21	29,988,541.67	0.11	0.00	29,991,566.67	29,987,460.00
NATIXIS NY BRANCH COMM PAPER	DTD 12/21/2020 0.000% 02/09/2022	63873KB97	50,000,000.00	A-1	P-1	07/07/21	07/07/21	49,960,819.44	0.13	0.00	49,981,944.44	49,982,000.00
CHARTA LLC COMM PAPER	DTD 08/30/2021 0.000% 02/14/2022	16115WBE6	30,000,000.00	A-1	P-1	09/28/21	09/28/21	29,987,258.33	0.11	0.00	29,990,375.00	29,984,940.00



**Managed Account Detail of Securities Held**

For the Month Ending **October 31, 2021**

**SAN BERNARDINO COUNTY - 76990800**

<b>Security Type/Description Dated Date/Coupon/Maturity</b>	<b>CUSIP</b>	<b>Par</b>	<b>S&amp;P Rating</b>	<b>Moody's Rating</b>	<b>Trade Date</b>	<b>Settle Date</b>	<b>Original Cost</b>	<b>YTM at Cost</b>	<b>Accrued Interest</b>	<b>Amortized Cost</b>	<b>Market Value</b>
<b>Commercial Paper</b>											
MONT BLANC CAPITAL CORP COMM PAPER DTD 09/07/2021 0.000% 02/28/2022	6117P5BU0	25,000,000.00	A-1	P-1	10/07/21	10/07/21	24,987,000.00	0.13	0.00	24,989,256.94	24,984,550.00
CANADIAN IMPERIAL HLDING COMM PAPER DTD 10/30/2020 0.000% 03/01/2022	13607FC12	50,000,000.00	A-1	P-1	08/26/21	08/27/21	49,966,416.67	0.13	0.00	49,978,333.34	49,984,000.00
THUNDER BAY FUNDING LLC COMM PAPER DTD 08/27/2021 0.000% 03/02/2022	88602UC24	25,000,000.00	A-1+	P-1	09/28/21	10/01/21	24,987,333.33	0.12	0.00	24,989,916.66	24,983,975.00
THUNDER BAY FUNDING LLC COMM PAPER DTD 08/27/2021 0.000% 03/04/2022	88602UC40	50,000,000.00	A-1+	P-1	10/19/21	10/21/21	49,975,805.56	0.13	0.00	49,977,791.67	49,968,500.00
TOYOTA MOTOR CREDIT CORP COMM PAPER DTD 09/01/2020 0.000% 03/07/2022	89233HC77	50,000,000.00	A-1+	P-1	06/24/21	06/24/21	49,943,111.11	0.16	0.00	49,972,000.00	49,980,300.00
NATIXIS NY BRANCH COMM PAPER DTD 12/21/2020 0.000% 03/09/2022	63873KC96	50,000,000.00	A-1	P-1	06/23/21	06/24/21	49,942,666.67	0.16	0.00	49,971,555.56	49,974,350.00
JP MORGAN SECURITIES LLC COMM PAPER DTD 03/22/2021 0.000% 04/01/2022	46640OD16	50,000,000.00	A-1	P-1	07/07/21	07/08/21	49,936,958.33	0.17	0.00	49,964,347.22	49,964,450.00
CREDIT AGRICOLE CIB NY COMM PAPER DTD 08/02/2021 0.000% 04/29/2022	22533UDV2	50,000,000.00	A-1	P-1	08/27/21	08/27/21	49,955,763.89	0.13	0.00	49,967,680.56	49,965,500.00
COOPERATIEVE RABOBANK UA COMM PAPER DTD 07/01/2021 0.000% 05/02/2022	21687BE23	25,000,000.00	A-1	P-1	09/29/21	09/29/21	24,979,097.22	0.14	0.00	24,982,305.55	24,978,225.00
COOPERATIEVE RABOBANK UA COMM PAPER DTD 07/01/2021 0.000% 05/04/2022	21687BE49	50,000,000.00	A-1	P-1	09/02/21	09/03/21	49,952,750.00	0.14	0.00	49,964,222.22	49,955,800.00
ROYAL BANK OF CANADA NY COMM PAPER DTD 05/26/2021 0.000% 05/18/2022	78015DEJ5	50,000,000.00	A-1+	P-1	08/25/21	08/26/21	49,941,111.11	0.16	0.00	49,956,000.00	49,948,700.00
COOPERATIEVE RABOBANK UA COMM PAPER DTD 08/26/2020 0.000% 06/06/2022	21687BF63	50,000,000.00	A-1	P-1	10/27/21	10/27/21	49,941,416.67	0.19	0.00	49,942,736.11	49,941,900.00
JP MORGAN SECURITIES LLC COMM PAPER DTD 03/22/2021 0.000% 06/07/2022	46640OF71	25,000,000.00	A-1	P-1	10/01/21	10/01/21	24,974,062.50	0.15	0.00	24,977,291.67	24,970,775.00



**Managed Account Detail of Securities Held**

For the Month Ending **October 31, 2021**

**SAN BERNARDINO COUNTY - 76990800**

<b>Security Type/Description Dated Date/Coupon/Maturity</b>	<b>CUSIP</b>	<b>Par</b>	<b>S&amp;P Rating</b>	<b>Moody's Rating</b>	<b>Trade Date</b>	<b>Settle Date</b>	<b>Original Cost</b>	<b>YTM at Cost</b>	<b>Accrued Interest</b>	<b>Amortized Cost</b>	<b>Market Value</b>
<b>Commercial Paper</b>											
JP MORGAN SECURITIES LLC COMM PAPER DTD 03/22/2021 0.000% 07/05/2022	46640OG54	25,000,000.00	A-1	P-1	10/08/21	10/12/21	24,966,750.00	0.18	0.00	24,969,250.00	24,965,325.00
BNP PARIBAS FORTIS FUNDING SA COMM PAPER DTD 10/27/2021 0.000% 07/11/2022	09659KGB0	25,000,000.00	A-1	P-1	10/27/21	10/27/21	24,966,090.28	0.19	0.00	24,966,750.00	24,966,350.00
NATIXIS NY BRANCH COMM PAPER DTD 12/21/2020 0.000% 07/13/2022	63873KGD3	50,000,000.00	A-1	P-1	10/19/21	10/20/21	49,922,416.67	0.21	0.00	49,925,916.67	49,925,200.00
COOPERATIEVE RABOBANK UA COMM PAPER DTD 08/26/2020 0.000% 07/14/2022	21687BGE5	25,000,000.00	A-1	P-1	10/27/21	10/27/21	24,962,986.11	0.21	0.00	24,963,697.92	24,963,250.00
CANADIAN IMPERIAL HLDING COMM PAPER DTD 10/30/2020 0.000% 07/25/2022	13607FGR1	50,000,000.00	A-1	P-1	10/28/21	10/28/21	49,910,000.00	0.24	0.00	49,911,333.33	49,910,300.00
<b>Security Type Sub-Total</b>		<b>1,580,000,000.00</b>					<b>1,578,547,077.22</b>	<b>0.15</b>	<b>0.00</b>	<b>1,579,244,799.31</b>	<b>1,579,212,823.00</b>
<b>Certificate of Deposit</b>											
TORONTO DOMINION BANK NY CERT DEPOS DTD 02/26/2021 0.160% 11/01/2021	89114W2H7	50,000,000.00	A-1+	P-1	02/24/21	02/26/21	50,000,000.00	0.16	55,111.11	50,000,000.00	50,000,166.10
NORDEA BANK ABP NEW YORK CERT DEPOS DTD 05/04/2021 0.150% 11/12/2021	65558UAT9	75,000,000.00	A-1+	P-1	05/04/21	05/04/21	75,000,000.00	0.15	56,562.50	75,000,000.00	75,000,872.33
SWEDBANK NY CERT DEPOS DTD 06/23/2021 0.120% 12/17/2021	87019VZ83	50,000,000.00	A-1	P-1	06/22/21	06/23/21	50,000,000.00	0.12	21,833.33	50,000,000.00	49,999,315.75
NORDEA BANK ABP NEW YORK CERT DEPOS DTD 05/10/2021 0.150% 12/17/2021	65558UBC5	75,000,000.00	A-1+	P-1	05/10/21	05/10/21	75,000,000.00	0.15	54,687.50	75,000,000.00	75,002,031.75
BANK OF MONTREAL CHICAGO CERT DEPOS DTD 06/08/2021 0.100% 12/17/2021	06367CG50	100,000,000.00	A-1	P-1	06/08/21	06/08/21	100,000,000.00	0.10	40,555.56	100,000,000.00	99,995,910.30
TORONTO DOMINION BANK NY CERT DEPOS DTD 03/30/2021 0.170% 01/03/2022	89114W5K7	25,000,000.00	A-1+	P-1	03/29/21	03/30/21	25,000,000.00	0.17	25,500.00	25,000,000.00	24,999,992.15





**Managed Account Detail of Securities Held**

For the Month Ending **October 31, 2021**

**SAN BERNARDINO COUNTY - 76990800**

<b>Security Type/Description</b>	<b>Dated Date/Coupon/Maturity</b>	<b>CUSIP</b>	<b>Par</b>	<b>S&amp;P Rating</b>	<b>Moody's Rating</b>	<b>Trade Date</b>	<b>Settle Date</b>	<b>Original Cost</b>	<b>YTM at Cost</b>	<b>Accrued Interest</b>	<b>Amortized Cost</b>	<b>Market Value</b>
<b>Certificate of Deposit</b>												
SWEDBANK NY CERT DEPOS DTD 06/29/2021 0.120% 01/03/2022		87019V2C0	25,000,000.00	A-1	P-1	06/29/21	06/29/21	25,000,000.00	0.12	10,416.67	25,000,000.00	24,997,705.85
TORONTO DOMINION BANK NY CERT DEPOS DTD 03/15/2021 0.190% 01/03/2022		89114W4H5	50,000,000.00	A-1+	P-1	03/15/21	03/15/21	50,000,000.00	0.19	60,958.33	50,000,000.00	50,001,814.00
BANK OF MONTREAL CHICAGO CERT DEPOS DTD 02/16/2021 0.200% 02/01/2022		06367CB48	50,000,000.00	A-1	P-1	02/12/21	02/16/21	50,000,000.00	0.20	71,666.67	50,000,000.00	49,994,680.70
TORONTO DOMINION BANK NY CERT DEPOS DTD 03/15/2021 0.210% 02/01/2022		89114W4E2	50,000,000.00	A-1+	P-1	03/12/21	03/15/21	50,000,000.00	0.21	67,375.00	50,000,000.00	49,996,002.05
BNP PARIBAS NY BRANCH CERT DEPOS DTD 05/04/2021 0.190% 02/01/2022		05586FHG5	100,000,000.00	A-1	P-1	05/04/21	05/04/21	100,000,000.00	0.19	95,527.78	100,000,000.00	99,986,754.40
NORDEA BANK ABP NEW YORK CERT DEPOS DTD 09/02/2021 0.110% 02/02/2022		65558UFZ0	30,000,000.00	A-1+	P-1	09/02/21	09/02/21	30,000,000.00	0.11	5,500.00	30,000,000.00	29,989,603.29
NORDEA BANK ABP NEW YORK CERT DEPOS DTD 07/06/2021 0.130% 02/07/2022		65558UDL3	50,000,000.00	A-1+	P-1	07/06/21	07/06/21	50,000,000.00	0.13	21,305.56	50,000,000.00	49,984,565.80
SWEDBANK NY CERT DEPOS DTD 08/24/2021 0.120% 02/23/2022		87019V2W6	50,000,000.00	A-1	P-1	08/23/21	08/24/21	50,000,000.00	0.12	11,500.00	50,000,000.00	49,980,506.60
ROYAL BANK OF CANADA NY CERT DEPOS DTD 03/15/2021 0.220% 03/01/2022		78012UJ55	50,000,000.00	A-1+	P-1	03/12/21	03/15/21	50,000,000.00	0.22	70,583.33	50,000,000.00	49,996,529.05
SWEDBANK NY CERT DEPOS DTD 08/26/2021 0.130% 03/01/2022		87019V2X4	50,000,000.00	A-1	P-1	08/25/21	08/26/21	50,000,000.00	0.13	12,097.22	50,000,000.00	49,981,214.25
CANADIAN IMP BK COMM NY CERT DEPOS DTD 07/07/2021 0.150% 03/23/2022		13606CUH5	50,000,000.00	A-1	P-1	07/07/21	07/07/21	50,000,000.00	0.15	24,375.00	50,000,000.00	49,981,869.55
BNP PARIBAS NY BRANCH CERT DEPOS DTD 05/10/2021 0.220% 05/02/2022		05586FJL2	125,000,000.00	A-1	P-1	05/10/21	05/10/21	125,000,000.00	0.22	133,680.56	125,000,000.00	124,954,906.13
CANADIAN IMP BK COMM NY CERT DEPOS DTD 05/27/2021 0.180% 06/01/2022		13606CTM6	50,000,000.00	A-1	P-1	05/26/21	05/27/21	50,000,000.00	0.18	39,500.00	50,000,000.00	49,967,142.55



**Managed Account Detail of Securities Held**

For the Month Ending **October 31, 2021**

**SAN BERNARDINO COUNTY - 76990800**

<b>Security Type/Description</b>	<b>Dated Date/Coupon/Maturity</b>	<b>CUSIP</b>	<b>Par</b>	<b>S&amp;P Rating</b>	<b>Moody's Rating</b>	<b>Trade Date</b>	<b>Settle Date</b>	<b>Original Cost</b>	<b>YTM at Cost</b>	<b>Accrued Interest</b>	<b>Amortized Cost</b>	<b>Market Value</b>
<b>Certificate of Deposit</b>												
ROYAL BANK OF CANADA NY CERT DEPOS DTD 05/26/2021 0.180% 06/01/2022		78012UM36	50,000,000.00	A-1+	P-1	05/26/21	05/26/21	50,000,000.00	0.18	39,750.00	50,000,000.00	49,967,142.10
BANK OF NOVA SCOTIA HOUS CERT DEPOS DTD 07/07/2021 0.180% 06/01/2022		06417MQS7	50,000,000.00	A-1	P-1	07/06/21	07/07/21	50,000,000.00	0.18	29,250.00	50,000,000.00	49,967,160.25
BANK OF NOVA SCOTIA HOUS CERT DEPOS DTD 09/09/2021 0.170% 06/01/2022		06417MRG2	50,000,000.00	A-1	P-1	09/08/21	09/09/21	50,000,000.00	0.17	12,513.89	50,000,000.00	49,964,208.20
SVENSKA HANDELSBANKEN NY CERT DEPOS DTD 09/28/2021 0.150% 06/02/2022		86959RTK6	50,000,000.00	A-1+	P-1	09/27/21	09/28/21	50,000,000.00	0.15	7,083.33	50,000,000.00	49,958,061.70
BANK OF MONTREAL CHICAGO FLOATING CD DTD 06/29/2021 0.190% 06/29/2022		06367CHL4	50,000,000.00	A-1	P-1	08/26/21	08/27/21	50,004,256.50	0.18	8,555.58	50,003,338.43	50,000,000.00
ROYAL BANK OF CANADA NY CERT DEPOS DTD 06/23/2021 0.200% 07/01/2022		78012UN92	50,000,000.00	A-1+	P-1	06/22/21	06/23/21	50,000,000.00	0.20	36,388.89	50,000,000.00	49,969,365.25
NORDEA BANK ABP NEW YORK CERT DEPOS DTD 06/25/2021 0.190% 07/01/2022		65558UDE9	50,000,000.00	A-1+	P-1	06/24/21	06/25/21	50,000,000.00	0.19	34,041.67	50,000,000.00	49,965,973.75
SVENSKA HANDELSBANKEN NY CERT DEPOS DTD 09/28/2021 0.160% 07/01/2022		86959RTL4	50,000,000.00	A-1+	P-1	09/27/21	09/28/21	50,000,000.00	0.16	7,555.56	50,000,000.00	49,955,837.40
BANK OF NOVA SCOTIA HOUS CERT DEPOS DTD 06/24/2021 0.200% 07/01/2022		06417MOM0	75,000,000.00	A-1	P-1	06/24/21	06/24/21	75,000,000.00	0.20	54,166.67	75,000,000.00	74,954,048.70
BANK OF MONTREAL CHICAGO CERT DEPOS DTD 06/23/2021 0.200% 07/01/2022		06367CGY7	100,000,000.00	A-1	P-1	06/22/21	06/23/21	100,000,000.00	0.20	72,777.78	100,000,000.00	99,938,730.50
CANADIAN IMP BK COMM NY CERT DEPOS DTD 06/23/2021 0.200% 07/01/2022		13606CUC6	100,000,000.00	A-1	P-1	06/22/21	06/23/21	100,000,000.00	0.20	72,777.78	100,000,000.00	99,938,730.50
BANK OF NOVA SCOTIA HOUS CERT DEPOS DTD 10/13/2021 0.180% 07/08/2022		06417MRZ0	50,000,000.00	A-1	P-1	10/12/21	10/13/21	50,000,000.00	0.18	4,750.00	50,000,000.00	49,961,569.85
SVENSKA HANDELSBANKEN NY CERT DEPOS DTD 10/13/2021 0.170% 07/25/2022		86959RTR1	50,000,000.00	A-1+	P-1	10/12/21	10/13/21	50,000,000.00	0.17	4,486.11	50,000,000.00	49,955,255.40



## Managed Account Detail of Securities Held

For the Month Ending **October 31, 2021**

### SAN BERNARDINO COUNTY - 76990800

Security Type/Description Dated Date/Coupon/Maturity	CUSIP	Par	S&P Rating	Moody's Rating	Trade Date	Settle Date	Original Cost	YTM at Cost	Accrued Interest	Amortized Cost	Market Value
<b>Certificate of Deposit</b>											
TORONTO DOMINION BANK NY CERT DEPOS DTD 10/08/2021 0.190% 08/01/2022	89114WHJ7	50,000,000.00	A-1+	P-1	10/07/21	10/08/21	50,000,000.00	0.19	6,333.33	50,000,000.00	49,931,179.50
SVENSKA HANDELSBANKEN NY CERT DEPOS DTD 08/26/2021 0.180% 08/01/2022	86959RSP6	100,000,000.00	A-1+	P-1	08/25/21	08/26/21	100,000,000.00	0.18	33,500.00	100,000,000.00	99,854,654.80
TORONTO DOMINION BANK NY CERT DEPOS DTD 10/18/2021 0.260% 10/03/2022	89114WJ30	50,000,000.00	A-1+	P-1	10/18/21	10/18/21	50,000,000.00	0.26	5,055.56	50,000,000.00	49,948,374.35
SVENSKA HANDELSBANKEN NY CERT DEPOS DTD 10/14/2021 0.240% 11/01/2022	86959RTU4	50,000,000.00	A-1+	P-1	10/14/21	10/14/21	50,000,000.00	0.24	6,000.00	50,000,000.00	50,000,000.00
<b>Security Type Sub-Total</b>		<b>2,130,000,000.00</b>					<b>2,130,004,256.50</b>	<b>0.18</b>	<b>1,313,722.27</b>	<b>2,130,003,338.43</b>	<b>2,129,041,874.85</b>
<b>Bank Note</b>											
US BANK NA CINCINNATI BKNT (CALLABLE) DTD 01/21/2020 1.800% 01/21/2022	90331HPJ6	8,000,000.00	AA-	A1	01/17/20	01/21/20	7,997,200.00	1.82	40,000.00	7,999,689.74	8,017,648.00
US BANK NA CORP NOTE (CALLABLE) DTD 05/23/2019 2.650% 05/23/2022	90331HPC1	7,000,000.00	AA-	A1	05/21/19	05/23/19	6,992,580.00	2.69	81,413.89	6,998,625.68	7,079,954.00
<b>Security Type Sub-Total</b>		<b>15,000,000.00</b>					<b>14,989,780.00</b>	<b>2.23</b>	<b>121,413.89</b>	<b>14,998,315.42</b>	<b>15,097,602.00</b>
<b>Asset-Backed Security</b>											
MBALT 2019-B A3 DTD 11/20/2019 2.000% 10/17/2022	58769OAC5	1,101,454.98	AAA	NR	11/13/19	11/20/19	1,101,279.84	2.01	979.07	1,101,397.26	1,104,911.35
HAROT 2020-1 A2 DTD 02/26/2020 1.630% 10/21/2022	43813RAB3	59,131.42	NR	Aaa	02/19/20	02/26/20	59,125.43	1.63	26.77	59,129.23	59,169.06
MBALT 2020-A A3 DTD 01/29/2020 1.840% 12/15/2022	58770FAC6	3,261,763.35	AAA	Aaa	01/21/20	01/29/20	3,261,333.45	1.84	2,667.40	3,261,596.05	3,274,649.60
JOHN DEERE OWNER TRUST OTHER ABS DTD 03/11/2020 1.010% 01/15/2023	47789KAB9	133,575.58	NR	Aaa	03/04/20	03/11/20	133,566.13	1.01	59.96	133,571.58	133,594.71



**Managed Account Detail of Securities Held**

For the Month Ending **October 31, 2021**

**SAN BERNARDINO COUNTY - 76990800**

<b>Security Type/Description Dated Date/Coupon/Maturity</b>	<b>CUSIP</b>	<b>Par</b>	<b>S&amp;P Rating</b>	<b>Moody's Rating</b>	<b>Trade Date</b>	<b>Settle Date</b>	<b>Original Cost</b>	<b>YTM at Cost</b>	<b>Accrued Interest</b>	<b>Amortized Cost</b>	<b>Market Value</b>
<b>Asset-Backed Security</b>											
HAROT 2019-1 A3 DTD 02/27/2019 2.830% 03/20/2023	43814WAC9	1,284,877.52	AAA	NR	02/19/19	02/27/19	1,284,843.08	2.83	1,313.07	1,284,865.81	1,294,858.19
HAROT 2019-2 A3 DTD 05/29/2019 2.520% 06/21/2023	43815MAC0	3,909,428.70	NR	Aaa	05/21/19	05/29/19	3,909,282.88	2.52	2,736.60	3,909,370.04	3,944,323.48
JDOT 2019-A A3 DTD 03/13/2019 2.910% 07/15/2023	47789JAD8	1,355,510.99	NR	Aaa	03/05/19	03/13/19	1,355,344.40	2.91	1,753.13	1,355,445.72	1,366,206.79
TAOT 2019-A A3 DTD 02/13/2019 2.910% 07/15/2023	89239AAD5	2,972,447.49	AAA	Aaa	02/05/19	02/13/19	2,971,905.91	2.91	3,844.37	2,972,238.98	2,999,322.28
TAOT 2019-B A3 DTD 05/08/2019 2.570% 08/15/2023	89239JAD6	2,465,901.55	AAA	Aaa	04/30/19	05/08/19	2,465,508.24	2.57	2,816.61	2,465,737.17	2,487,247.13
HAROT 2019-3 A3 DTD 08/27/2019 1.780% 08/15/2023	43815NAC8	3,075,797.09	AAA	Aaa	08/21/19	08/27/19	3,075,771.56	1.78	2,433.30	3,075,785.60	3,096,611.62
TAOT 2019-C A3 DTD 08/14/2019 1.910% 09/15/2023	89238UAD2	2,939,523.15	AAA	Aaa	08/06/19	08/14/19	2,939,499.05	1.91	2,495.33	2,939,512.13	2,959,828.79
TLOT 2021-A A2 DTD 04/21/2021 0.270% 09/20/2023	89238EAB2	5,499,685.56	AAA	Aaa	04/13/21	04/21/21	5,498,980.50	0.28	453.72	5,499,135.58	5,499,935.22
HAROT 2021-2 A3 DTD 05/26/2021 0.490% 11/15/2023	43811JAB3	20,000,000.00	AAA	Aaa	05/18/21	05/26/21	19,999,814.00	0.49	4,355.56	19,999,846.75	19,992,006.00
BMWLT 2021-2 A2 DTD 09/15/2021 0.190% 11/27/2023	09690AAB9	11,000,000.00	NR	Aaa	09/08/21	09/15/21	10,999,300.40	0.19	348.33	10,999,341.35	10,992,925.90
JDOT 2019-B A3 DTD 07/24/2019 2.210% 12/15/2023	477870AC3	1,326,041.85	NR	Aaa	07/16/19	07/24/19	1,325,760.33	2.22	1,302.47	1,325,906.09	1,338,008.85
TAOT 2019-D A3 DTD 11/13/2019 1.920% 01/16/2024	89233MAD5	3,630,227.88	AAA	Aaa	11/06/19	11/13/19	3,629,965.78	1.92	3,097.79	3,630,089.35	3,661,670.74
MBALT 2021-B A2 DTD 06/29/2021 0.220% 01/16/2024	58769KAC8	27,500,000.00	AAA	NR	06/22/21	06/29/21	27,497,695.50	0.22	2,688.89	27,498,004.91	27,476,787.25
TAOT 2021-B A3 DTD 06/14/2021 0.460% 01/16/2024	89190GAB3	35,000,000.00	AAA	NR	06/08/21	06/14/21	34,999,356.00	0.46	7,155.56	34,999,451.31	34,969,438.00



**Managed Account Detail of Securities Held**

For the Month Ending **October 31, 2021**

**SAN BERNARDINO COUNTY - 76990800**

<b>Security Type/Description Dated Date/Coupon/Maturity</b>	<b>CUSIP</b>	<b>Par</b>	<b>S&amp;P Rating</b>	<b>Moody's Rating</b>	<b>Trade Date</b>	<b>Settle Date</b>	<b>Original Cost</b>	<b>YTM at Cost</b>	<b>Accrued Interest</b>	<b>Amortized Cost</b>	<b>Market Value</b>
<b>Asset-Backed Security</b>											
HAROT 2019-4 A3 DTD 11/26/2019 1.830% 01/18/2024	43813VAC2	7,194,845.25	AAA	NR	11/19/19	11/26/19	7,193,563.13	1.83	4,754.59	7,194,161.00	7,260,514.76
HART 2019-B A3 DTD 11/06/2019 1.940% 02/15/2024	44891JAC2	2,437,971.85	AAA	NR	10/29/19	11/06/19	2,437,859.47	1.94	2,102.07	2,437,911.70	2,457,601.91
MBART 2019-1 A3 DTD 09/25/2019 1.940% 03/15/2024	58769TAD7	4,428,412.94	AAA	Aaa	09/18/19	09/25/19	4,427,803.15	1.94	3,818.28	4,428,089.93	4,461,097.73
TLOT 2021-A A3 DTD 04/21/2021 0.390% 04/22/2024	89238EAC0	4,500,000.00	AAA	Aaa	04/13/21	04/21/21	4,499,474.85	0.39	536.25	4,499,567.72	4,492,561.57
HAROT 2020-1 A3 DTD 02/26/2020 1.610% 04/22/2024	43813RAC1	10,000,000.00	NR	Aaa	02/19/20	02/26/20	9,998,040.00	1.61	4,472.22	9,998,833.30	10,085,844.00
TAOT 2021-C A2 DTD 09/27/2021 0.200% 05/15/2024	89239BAB7	11,500,000.00	AAA	Aaa	09/21/21	09/27/21	11,499,130.60	0.20	1,022.22	11,499,162.26	11,485,303.00
TAOT 2020-A A3 DTD 02/12/2020 1.660% 05/15/2024	89232HAC9	14,981,137.80	AAA	Aaa	02/04/20	02/12/20	14,980,056.16	1.66	11,052.75	14,980,493.27	15,105,371.88
HART 2021-B A2 DTD 07/28/2021 0.240% 05/15/2024	44934KAB0	19,000,000.00	AAA	NR	07/20/21	07/28/21	18,998,276.70	0.24	2,026.67	18,998,438.58	18,991,493.70
JDOT 2021-B A2 DTD 07/21/2021 0.250% 06/17/2024	47789OAB6	26,000,000.00	NR	Aaa	07/13/21	07/21/21	25,999,412.40	0.25	2,888.89	25,999,469.39	25,968,711.60
MBART 2021-1 A2 DTD 09/22/2021 0.210% 07/15/2024	58772WAB9	21,200,000.00	AAA	Aaa	09/15/21	09/22/21	21,197,894.84	0.21	1,978.67	21,197,976.83	21,164,657.48
JOHN DEERE OWNER TRUST DTD 03/11/2020 1.100% 08/15/2024	47789KAC7	5,000,000.00	NR	Aaa	03/04/20	03/11/20	4,999,694.50	1.10	2,444.44	4,999,807.79	5,023,956.50
CHAIT 2012-A7 A7 DTD 10/09/2012 2.160% 09/15/2024	161571FO2	10,000,000.00	AAA	NR	09/17/19	09/18/19	10,060,156.25	2.03	9,600.00	10,034,596.44	10,165,105.00
MBALT 2021-B A3 DTD 06/29/2021 0.400% 11/15/2024	58769KAD6	16,500,000.00	AAA	NR	06/22/21	06/29/21	16,498,754.25	0.40	2,933.33	16,498,880.34	16,416,686.55
BMWLT 2021-2 A3 DTD 09/15/2021 0.330% 12/26/2024	09690AAC7	7,500,000.00	NR	Aaa	09/08/21	09/15/21	7,499,226.00	0.33	412.50	7,499,256.37	7,469,031.00



**Managed Account Detail of Securities Held**

For the Month Ending **October 31, 2021**

**SAN BERNARDINO COUNTY - 76990800**

<b>Security Type/Description</b> <b>Dated Date/Coupon/Maturity</b>	<b>CUSIP</b>	<b>Par</b>	<b>S&amp;P Rating</b>	<b>Moody's Rating</b>	<b>Trade Date</b>	<b>Settle Date</b>	<b>Original Cost</b>	<b>YTM at Cost</b>	<b>Accrued Interest</b>	<b>Amortized Cost</b>	<b>Market Value</b>
<b>Asset-Backed Security</b>											
CHAIT 2020-A1 A1 DTD 02/18/2020 1.530% 01/15/2025	161571HP2	8,000,000.00	AAA	NR	02/10/20	02/18/20	7,998,167.20	1.53	5,440.00	7,998,803.01	8,106,037.60
HAROT 2021-2 A3 DTD 05/26/2021 0.330% 08/15/2025	43811JAC1	19,000,000.00	AAA	Aaa	05/18/21	05/26/21	18,999,259.00	0.33	2,786.67	18,999,335.41	18,892,418.20
TAOT 2021-B A3 DTD 06/14/2021 0.260% 11/17/2025	89190GAC1	37,000,000.00	AAA	NR	06/08/21	06/14/21	36,996,015.10	0.26	4,275.56	36,996,360.11	36,708,480.70
TAOT 2021-C A3 DTD 09/27/2021 0.430% 01/15/2026	89239BAC5	12,000,000.00	AAA	Aaa	09/21/21	09/27/21	11,999,043.60	0.43	2,293.33	11,999,064.91	11,900,047.20
HART 2021-B A3 DTD 07/28/2021 0.380% 01/15/2026	44934KAC8	17,000,000.00	AAA	NR	07/20/21	07/28/21	16,996,248.10	0.39	2,871.11	16,996,468.80	16,921,281.50
JDOT 2021-B A3 DTD 07/21/2021 0.520% 03/16/2026	47789OAC4	13,500,000.00	NR	Aaa	07/13/21	07/21/21	13,498,795.80	0.52	3,120.00	13,498,868.80	13,386,127.50
MBART 2021-1 A3 DTD 09/22/2021 0.460% 06/15/2026	58772WAC7	21,000,000.00	AAA	Aaa	09/15/21	09/22/21	20,997,253.20	0.46	4,293.33	20,997,316.82	20,832,751.80
<b>Security Type Sub-Total</b>		<b>414,257,734.95</b>					<b>414,282,456.78</b>	<b>0.67</b>	<b>115,650.81</b>	<b>414,263,287.69</b>	<b>413,946,576.14</b>
<b>Managed Account Sub-Total</b>		<b>9,485,816,882.29</b>					<b>9,497,644,360.13</b>	<b>0.69</b>	<b>16,091,430.99</b>	<b>9,501,284,703.98</b>	<b>9,537,889,428.78</b>
<b>Securities Sub-Total</b>		<b>\$9,485,816,882.29</b>					<b>\$9,497,644,360.13</b>	<b>0.69%</b>	<b>\$16,091,430.99</b>	<b>\$9,501,284,703.98</b>	<b>\$9,537,889,428.78</b>
<b>Accrued Interest</b>											<b>\$16,091,430.99</b>
<b>Total Investments</b>											<b>\$9,553,980,859.77</b>

Bolded items are forward settling trades.



**Managed Account Fair Market Value & Analytics**

For the Month Ending **October 31, 2021**

**SAN BERNARDINO COUNTY - 76990800**

<b>Security Type/Description</b>	<b>Dated Date/Coupon/Maturity</b>	<b>CUSIP</b>	<b>Par</b>	<b>Broker</b>	<b>Next Call Date</b>	<b>Market Price</b>	<b>Market Value</b>	<b>Unreal G/L On Cost</b>	<b>Unreal G/L Amort Cost</b>	<b>Effective Duration</b>	<b>YTM at Mkt</b>
<b>U.S. Treasury Bond / Note</b>											
US TREASURY NOTES	DTD 12/01/2014 1.875% 11/30/2021	912828G53	25,000,000.00	BMO		100.14	25,035,155.00	300,780.00	39,422.66	0.09	0.16
US TREASURY NOTES	DTD 02/02/2015 1.500% 01/31/2022	912828H86	50,000,000.00	TD SEC U		100.34	50,171,875.00	1,392,578.12	233,247.37	0.26	0.12
US TREASURY NOTES	DTD 02/28/2017 1.875% 02/28/2022	912828W55	25,000,000.00	CITIGRP		100.59	25,148,437.50	325,195.31	161,999.19	0.34	0.08
US TREASURY NOTES	DTD 06/30/2020 0.125% 06/30/2022	912828ZX1	100,000,000.00	CITIGRP		100.02	100,015,620.00	(23,442.50)	(4,979.70)	0.67	0.10
US TREASURY NOTES	DTD 06/30/2020 0.125% 06/30/2022	912828ZX1	100,000,000.00	RBC CAP		100.02	100,015,620.00	(31,255.00)	(9,099.64)	0.67	0.10
US TREASURY NOTES	DTD 07/31/2017 1.875% 07/31/2022	9128282P4	100,000,000.00	RBC		101.31	101,312,500.00	2,566,406.25	1,599,589.65	0.75	0.12
US TREASURY NOTES	DTD 11/02/2015 1.875% 10/31/2022	912828M49	25,000,000.00	BMO_DIR		101.72	25,429,687.50	690,429.69	482,532.80	0.99	0.15
US TREASURY NOTES	DTD 05/31/2016 1.625% 05/31/2023	912828R69	50,000,000.00	DEUTSCHE		101.97	50,984,375.00	2,326,171.87	1,494,860.47	1.56	0.38
US TREASURY NOTES	DTD 06/30/2016 1.375% 06/30/2023	912828S35	25,000,000.00	MIZUHO		101.63	25,406,250.00	705,078.12	542,818.51	1.65	0.40
US TREASURY NOTES	DTD 06/30/2016 1.375% 06/30/2023	912828S35	50,000,000.00	WELLSFAR		101.63	50,812,500.00	2,689,453.12	1,547,276.22	1.65	0.40
US TREASURY NOTES	DTD 07/02/2018 2.625% 06/30/2023	9128284U1	50,000,000.00	SOC GEN		103.69	51,843,750.00	1,208,984.37	1,594,612.71	1.63	0.40
US TREASURY NOTES	DTD 06/30/2016 1.375% 06/30/2023	912828S35	100,000,000.00	SOC GEN		101.63	101,625,000.00	5,589,843.75	3,189,254.76	1.65	0.40
US TREASURY NOTES	DTD 08/01/2016 1.250% 07/31/2023	912828S92	100,000,000.00	BNP		101.44	101,437,500.00	5,171,875.00	2,937,371.93	1.74	0.42
US TREASURY NOTES	DTD 08/31/2016 1.375% 08/31/2023	9128282D1	100,000,000.00	MORGANST		101.67	101,671,880.00	5,109,380.00	3,092,826.78	1.82	0.46
US TREASURY NOTES	DTD 05/15/2014 2.500% 05/15/2024	912828WJ5	50,000,000.00	BNP		104.63	52,312,500.00	250,000.00	1,181,057.46	2.46	0.66
US TREASURY NOTES	DTD 05/15/2014 2.500% 05/15/2024	912828WJ5	50,000,000.00	WELLSFAR		104.63	52,312,500.00	701,171.87	1,381,108.08	2.46	0.66
US TREASURY NOTES	DTD 06/30/2017 2.000% 06/30/2024	912828XX3	50,000,000.00	DAIWA		103.47	51,734,375.00	847,656.25	1,238,750.72	2.60	0.68



**Managed Account Fair Market Value & Analytics**

For the Month Ending **October 31, 2021**

**SAN BERNARDINO COUNTY - 76990800**

<b>Security Type/Description</b> <b>Dated Date/Coupon/Maturity</b>	<b>CUSIP</b>	<b>Par</b>	<b>Broker</b>	<b>Next Call Date</b>	<b>Market Price</b>	<b>Market Value</b>	<b>Unreal G/L On Cost</b>	<b>Unreal G/L Amort Cost</b>	<b>Effective Duration</b>	<b>YTM at Mkt</b>
<b>U.S. Treasury Bond / Note</b>										
US TREASURY NOTES DTD 06/30/2017 2.000% 06/30/2024	912828XX3	50,000,000.00	MORGANST		103.47	51,734,375.00	716,796.87	1,153,584.66	2.60	0.68
US TREASURY NOTES DTD 06/30/2017 2.000% 06/30/2024	912828XX3	50,000,000.00	RBC		103.47	51,734,375.00	798,828.12	1,199,462.31	2.60	0.68
US TREASURY NOTES DTD 06/30/2019 1.750% 06/30/2024	9128286Z8	50,000,000.00	MORGANST		102.78	51,390,625.00	1,216,796.87	1,288,963.78	2.61	0.70
US TREASURY NOTES DTD 07/31/2017 2.125% 07/31/2024	9128282N9	50,000,000.00	TOR DOM		103.88	51,937,500.00	462,890.62	1,094,746.04	2.68	0.70
US TREASURY NOTES DTD 01/31/2020 1.375% 01/31/2025	912828Z52	50,000,000.00	BAML		101.73	50,867,190.00	21,486.87	24,327.18	3.19	0.83
US TREASURY NOTES DTD 02/17/2015 2.000% 02/15/2025	912828J27	50,000,000.00	MIZUHO		103.75	51,875,000.00	1,298,828.12	1,507,399.89	3.20	0.84
US TREASURY NOTES DTD 05/15/2015 2.125% 05/15/2025	912828XB1	50,000,000.00	BMO		104.16	52,078,125.00	968,750.00	1,355,884.39	3.41	0.93
<b>Security Type Sub-Total</b>		<b>1,400,000,000.00</b>				<b>1,428,886,715.00</b>	<b>35,304,683.69</b>	<b>28,327,018.22</b>	<b>1.76</b>	<b>0.44</b>

<b>Supra-National Agency Bond / Note</b>										
INTL BANK OF RECON AND DEV GLOBAL NOTES DTD 12/13/2017 2.126% 12/13/2021	459058GF4	20,000,000.00	DEUTSCHE		100.24	20,047,000.00	92,000.00	48,293.63	0.12	0.16
INTL BANK OF RECONSTRUCTION AND DEV NOTE DTD 01/26/2017 2.000% 01/26/2022	459058FY4	50,000,000.00	CIBC		100.44	50,219,550.00	(677,750.00)	323.30	0.24	0.16
INTER-AMERICAN DEVELOPMENT BANK NOTE DTD 09/26/2018 3.000% 09/26/2022	4581X0DD7	25,000,000.00	JPMCHASE		102.47	25,618,350.00	674,350.00	630,960.54	0.90	0.26
INTL BK OF RECON AND DEV NOTE DTD 04/20/2021 0.126% 04/20/2023	459058JV6	75,000,000.00	WELLS_F		99.64	74,728,125.00	(116,625.00)	(158,095.89)	1.47	0.37
INTER-AMERICAN DEVEL BK NOTES DTD 04/24/2020 0.500% 05/24/2023	4581X0DM7	20,000,000.00	RBC CAP		100.17	20,033,240.00	40,040.00	36,679.29	1.56	0.39
INTER-AMERICAN DEVELOPMENT BANK NOTE DTD 10/04/2013 3.000% 10/04/2023	4581X0CC0	25,000,000.00	BMO		104.79	26,197,500.00	717,500.00	994,267.19	1.89	0.50





**Managed Account Fair Market Value & Analytics**

For the Month Ending **October 31, 2021**

**SAN BERNARDINO COUNTY - 76990800**

Security Type/Description Dated Date/Coupon/Maturity	CUSIP	Par	Broker	Next Call Date	Market Price	Market Value	Unreal G/L On Cost	Unreal G/L Amort Cost	Effective Duration	YTM at Mkt
<b>Supra-National Agency Bond / Note</b>										
INTL BK RECON & DEVELOP NOTES DTD 11/24/2020 0.250% 11/24/2023	459058JM6	25,000,000.00	TD		99.46	24,865,325.00	(80,925.00)	(97,712.67)	2.06	0.51
INTL BANK OF RECON AND DEV SN (FLOATER) DTD 06/16/2020 0.440% 06/17/2024	45906M2B6	10,000,000.00	BMO		100.72	10,072,310.00	72,310.00	72,310.00	0.00	0.44

<b>Security Type Sub-Total</b>		<b>250,000,000.00</b>				<b>251,781,400.00</b>	<b>720,900.00</b>	<b>1,527,025.39</b>	<b>1.11</b>	<b>0.33</b>
--------------------------------	--	-----------------------	--	--	--	-----------------------	-------------------	---------------------	-------------	-------------

**NOW Account**

BANK OF THE WEST MONEY MARKET FUND	BKOFWEST7	4,000,000.00	DIRECT		1.00	4,000,000.00	0.00	0.00	0.00	0.07
BANK OF THE WEST MONEY MARKET FUND	BKOFWEST7	12,000,000.00	DIRECT		1.00	12,000,000.00	0.00	0.00	0.00	0.07
BANK OF THE WEST MONEY MARKET FUND	BKOFWEST7	22,000,000.00	DIRECT		1.00	22,000,000.00	0.00	0.00	0.00	0.07
BANK OF THE WEST MONEY MARKET FUND	BKOFWEST7	29,000,000.00	DIRECT		1.00	29,000,000.00	0.00	0.00	0.00	0.07
BANK OF THE WEST MONEY MARKET FUND	BKOFWEST7	37,000,000.00	DIRECT		1.00	37,000,000.00	0.00	0.00	0.00	0.07
BANK OF THE WEST MONEY MARKET FUND	BKOFWEST7	96,000,000.00	DIRECT		1.00	96,000,000.00	0.00	0.00	0.00	0.07

<b>Security Type Sub-Total</b>		<b>200,000,000.00</b>				<b>200,000,000.00</b>	<b>0.00</b>	<b>0.00</b>	<b>0.00</b>	<b>0.07</b>
--------------------------------	--	-----------------------	--	--	--	-----------------------	-------------	-------------	-------------	-------------

**Money Market Mutual Fund**

FEDERATED GOVT OBLIGATIONS FUND	608919718	1,000,000.00			1.00	1,000,000.00	0.00	0.00	0.00	0.03
FIDELITY GOV'T MM FUND 2642	31607A703	1,000,000.00			1.00	1,000,000.00	0.00	0.00	0.00	0.01
MORGAN STANLEY LIQ GOVT-INST FUND	61747C707	1,000,000.00			1.00	1,000,000.00	0.00	0.00	0.00	0.03
NORTHERN TRUST INST GOVT SELECT 848	665278701	1,000,000.00			1.00	1,000,000.00	0.00	0.00	0.00	0.00

<b>Security Type Sub-Total</b>		<b>4,000,000.00</b>				<b>4,000,000.00</b>	<b>0.00</b>	<b>0.00</b>	<b>0.00</b>	<b>0.02</b>
--------------------------------	--	---------------------	--	--	--	---------------------	-------------	-------------	-------------	-------------

**Joint Powers Authority**

INVESTMENT TRUST OF CALIFORNIA	CALTRUST3	10,000,000.00	DIRECT		1.00	10,000,000.00	0.00	0.00	0.00	0.03
CALIFORNIA ASSET MANAGEMENT PROGRAM	CAMPMF025	29,000,000.00	DIRECT		1.00	29,000,000.00	0.00	0.00	0.00	0.05
CALIFORNIA ASSET MANAGEMENT PROGRAM	CAMPMF025	60,000,000.00	DIRECT		1.00	60,000,000.00	0.00	0.00	0.00	0.05
CALIFORNIA ASSET MANAGEMENT PROGRAM	CAMPMF025	99,000,000.00	DIRECT		1.00	99,000,000.00	0.00	0.00	0.00	0.05



**Managed Account Fair Market Value & Analytics**

For the Month Ending **October 31, 2021**

**SAN BERNARDINO COUNTY - 76990800**

<b>Security Type/Description</b>	<b>Dated Date/Coupon/Maturity</b>	<b>CUSIP</b>	<b>Par</b>	<b>Broker</b>	<b>Next Call Date</b>	<b>Market Price</b>	<b>Market Value</b>	<b>Unreal G/L On Cost</b>	<b>Unreal G/L Amort Cost</b>	<b>Effective Duration</b>	<b>YTM at Mkt</b>
<b>Joint Powers Authority</b>											
CALIFORNIA ASSET MANAGEMENT PROGRAM		CAMPMF025	202,000,000.00	DIRECT		1.00	202,000,000.00	0.00	0.00	0.00	0.05
<b>Security Type Sub-Total</b>			<b>400,000,000.00</b>				<b>400,000,000.00</b>	<b>0.00</b>	<b>0.00</b>	<b>0.00</b>	<b>0.05</b>
<b>Federally Insured Cash Account</b>											
STONECASTLE FICA		FICAMF003	25,000,000.00			1.00	25,000,000.00	0.00	0.00	0.00	0.05
<b>Security Type Sub-Total</b>			<b>25,000,000.00</b>				<b>25,000,000.00</b>	<b>0.00</b>	<b>0.00</b>	<b>0.00</b>	<b>0.05</b>
<b>Federal Agency Commercial Mortgage-Backed Security</b>											
FHMS K033 A2	DTD 10/01/2013 3.060% 07/01/2023	3137B4WB8	2,800,000.00	CANTFIT		103.31	2,892,755.68	(85,963.07)	(22,773.91)	1.63	1.06
FHMS KMP1 A2	DTD 09/01/2017 2.982% 08/01/2024	3137FATE8	50,000,000.00	JPMCHAS		104.37	52,186,209.50	(1,837,228.00)	(1,048,002.87)	2.65	1.36
FHMS K729 A2	DTD 12/01/2017 3.136% 10/01/2024	3137FCM43	16,500,000.00	CANTFIT		105.21	17,360,258.36	(609,272.89)	(306,819.03)	2.79	1.31
FHMS K045 A2	DTD 05/01/2015 3.023% 01/01/2025	3137BHXJ1	25,000,000.00	MS		105.91	26,477,942.25	(987,878.06)	(454,953.48)	3.03	1.12
FHMS KJ32 A1	DTD 11/01/2020 0.516% 06/01/2025	3137F72U8	2,348,592.27	JPM		97.78	2,296,509.79	(52,073.08)	(52,075.00)	2.83	1.15
<b>FHMS K733 A2</b>	<b>DTD 11/09/2018 3.750% 08/01/2025</b>	<b>3137FJX07</b>	<b>3,330,000.00</b>	<b>MORGANS</b>		<b>107.95</b>	<b>3,594,827.77</b>	<b>(20,173.40)</b>	<b>(20,173.40)</b>	<b>3.52</b>	<b>1.57</b>
FHMS K726 A1	DTD 06/01/2017 2.700% 10/01/2025	3137BYLE8	25,000,000.00	INCAPIT		104.87	26,217,604.50	(645,676.75)	(432,235.86)	3.72	1.42
FHMS KJ23 A1	DTD 01/29/2019 3.683% 10/01/2025	3137FKS00	60,000,000.00	JPMCHAS		106.14	63,681,941.40	(1,549,308.60)	(1,085,864.53)	3.66	2.05
FRESB 2021-SB82 A5	DTD 01/01/2021 0.670% 11/01/2025	30318CAA5	1,454,296.85	PIPER J		100.49	1,461,454.72	26.00	1,183.29	3.95	0.55
FRESB 2021-SB82 A5	DTD 01/01/2021 0.670% 11/01/2025	30318CAA5	3,393,359.31	WELLS_F		100.49	3,410,061.00	60.65	2,761.00	3.95	0.55
FHMS KJ33 A1	DTD 02/01/2021 0.440% 12/01/2025	3137F9ZD6	11,453,208.00	JPMCHAS		97.88	11,209,951.71	(242,889.78)	(242,942.05)	2.69	0.97



**Managed Account Fair Market Value & Analytics**

For the Month Ending **October 31, 2021**

**SAN BERNARDINO COUNTY - 76990800**

<b>Security Type/Description</b>	<b>Dated Date/Coupon/Maturity</b>	<b>CUSIP</b>	<b>Par</b>	<b>Broker</b>	<b>Next Call Date</b>	<b>Market Price</b>	<b>Market Value</b>	<b>Unreal G/L On Cost</b>	<b>Unreal G/L Amort Cost</b>	<b>Effective Duration</b>	<b>YTM at Mkt</b>
<b>Federal Agency Commercial Mortgage-Backed Security</b>											
FRESB 2021-SB83		30318NAA1	3,831,050.52	JPMCHAS		100.47	3,849,008.57	(32.56)	2,549.10	4.11	0.56
DTD 02/01/2021 0.670% 01/01/2026											
FHMS KJ34 A1		3137H1LS3	10,458,640.39	JPMCHAS		97.84	10,232,990.10	(225,524.79)	(225,531.53)	3.56	1.16
DTD 07/01/2021 0.681% 06/01/2026											
FHMS K729 A2		3137FOXJ7	8,250,000.00	CANTFIT		105.36	8,692,450.14	(123,448.30)	(86,881.65)	4.63	1.40
DTD 01/01/2020 2.525% 10/01/2026											
<b>Security Type Sub-Total</b>			<b>223,819,147.34</b>				<b>233,563,965.49</b>	<b>(6,379,382.63)</b>	<b>(3,971,759.92)</b>	<b>3.27</b>	<b>1.47</b>
<b>Federal Agency Bond / Note</b>											
FEDERAL HOME LOAN BANKS NOTES		3130AHJY0	30,000,000.00	WELLSFAR		100.08	30,023,280.00	74,580.00	24,524.47	0.06	0.15
DTD 11/08/2019 1.625% 11/19/2021											
FEDERAL HOME LOAN BANKS NOTES		3130AHSR5	22,500,000.00	BARCLAYS		100.21	22,547,542.50	71,842.50	49,171.36	0.14	0.10
DTD 12/20/2019 1.625% 12/20/2021											
FANNIE MAE NOTES		3135G0U92	60,000,000.00	TD		100.49	60,295,500.00	338,700.00	298,298.54	0.20	0.13
DTD 01/11/2019 2.625% 01/11/2022											
FEDERAL FARM CREDIT BANK NOTES		3133EJ5P0	50,000,000.00	FTN		100.54	50,268,200.00	310,700.00	271,224.64	0.22	0.12
DTD 01/18/2019 2.600% 01/18/2022											
FANNIE MAE NOTES		3135G0V59	75,000,000.00	BARCLAYS		100.95	75,710,250.00	956,250.00	746,611.31	0.45	0.14
DTD 04/12/2019 2.250% 04/12/2022											
FEDERAL FARM CREDIT BANK NOTES		3133ELYR9	100,000,000.00	JPMCHAS		100.06	100,061,000.00	188,000.00	93,358.90	0.52	0.13
DTD 05/06/2020 0.250% 05/06/2022											
FEDERAL HOME LOAN BANK		313379O69	25,000,000.00	WELLSFAR		101.21	25,301,450.00	144,950.00	268,821.23	0.61	0.15
DTD 06/01/2012 2.125% 06/10/2022											
FFCB NOTES		3133ELDK7	40,000,000.00	INCAPITA		100.93	40,370,240.00	372,359.20	370,765.15	0.62	0.15
DTD 12/16/2019 1.630% 06/15/2022											
FREDDIE MAC NOTES		3137EAET2	25,000,000.00	WELLS_F		99.99	24,997,050.00	53,550.00	17,581.42	0.74	0.14
DTD 07/23/2020 0.125% 07/25/2022											
FANNIE MAE NOTES		3135G0W33	75,000,000.00	BARCLAYS		101.04	75,782,025.00	1,043,025.00	855,609.85	0.85	0.15
DTD 09/06/2019 1.375% 09/06/2022											
FEDERAL HOME LOAN BANKS NOTES		313380GJ0	10,000,000.00	WELLSFAR		101.59	10,158,710.00	8,210.00	116,292.66	0.86	0.15
DTD 08/13/2012 2.000% 09/09/2022											
FEDERAL HOME LOAN BANK NOTES		3130AKDH6	64,000,000.00	CITIGRP		99.97	63,982,528.00	67,008.00	23,551.21	0.98	0.15
DTD 10/22/2020 0.125% 10/21/2022											



**Managed Account Fair Market Value & Analytics**

For the Month Ending **October 31, 2021**

**SAN BERNARDINO COUNTY - 76990800**

<b>Security Type/Description Dated Date/Coupon/Maturity</b>	<b>CUSIP</b>	<b>Par</b>	<b>Broker</b>	<b>Next Call Date</b>	<b>Market Price</b>	<b>Market Value</b>	<b>Unreal G/L On Cost</b>	<b>Unreal G/L Amort Cost</b>	<b>Effective Duration</b>	<b>YTM at Mkt</b>
<b>Federal Agency Bond / Note</b>										
FFCB NOTES DTD 11/23/2020 0.125% 11/23/2022	3133EMGX4	75,000,000.00	BARCLAY		99.96	74,969,775.00	113,025.00	45,717.12	1.07	0.16
FEDERAL FARM CREDIT BANK NOTES(CALLABLE) DTD 01/24/2020 1.640% 01/24/2023	3133ELJN5	10,000,000.00	OTHER	01/24/22	100.36	10,036,200.00	41,200.00	38,248.36	0.24	1.34
FEDERAL FARM CREDIT BANK NOTES(CALLABLE) DTD 01/24/2020 1.640% 01/24/2023	3133ELJN5	20,000,000.00	DAIWA	01/24/22	100.36	20,072,400.00	82,400.00	76,496.72	0.24	1.34
FEDERAL FARM CREDIT BANK NOTES(CALLABLE) DTD 01/24/2020 1.640% 01/24/2023	3133ELJN5	20,000,000.00	FCSTONE	01/24/22	100.36	20,072,400.00	82,400.00	76,496.72	0.24	1.34
FEDERAL FARM CREDIT BANK NOTES DTD 02/03/2021 0.125% 02/03/2023	3133EMPH9	10,000,000.00	CASTLE		99.80	9,980,200.00	(14,200.00)	(16,278.90)	1.26	0.28
FEDERAL FARM CREDIT BANK NOTES DTD 02/03/2021 0.125% 02/03/2023	3133EMPH9	40,000,000.00	TOR DOM		99.80	39,920,800.00	(56,800.00)	(65,115.62)	1.26	0.28
FEDERAL HOME LOAN BANKS NOTES DTD 02/21/2020 1.375% 02/17/2023	3130AJ7E3	50,000,000.00	WELLSFAR		101.41	50,704,850.00	796,850.00	744,699.82	1.29	0.29
FEDERAL HOME LOAN BANKS NOTES DTD 03/01/2018 2.750% 03/10/2023	3130ADRG9	10,000,000.00	TOR DOM		103.30	10,330,030.00	287,350.00	316,168.12	1.34	0.32
FREDDIE MAC NOTES DTD 04/20/2020 0.375% 04/20/2023	3137EAE08	50,000,000.00	CITIGRP		100.05	50,023,350.00	148,350.00	84,423.06	1.47	0.34
FREDDIE MAC NOTES DTD 05/07/2020 0.375% 05/05/2023	3137EAER6	100,000,000.00	WELLS_F		100.00	100,002,900.00	44,900.00	24,034.49	1.51	0.37
FFCB NOTES DTD 05/10/2021 0.125% 05/10/2023	3133EMYX4	56,000,000.00	BARCLAY		99.62	55,788,936.00	(139,384.00)	(156,567.56)	1.53	0.37
FANNIE MAE NOTES DTD 05/22/2020 0.250% 05/22/2023	3135G04O3	100,000,000.00	CITIGRP		99.81	99,808,900.00	109,900.00	(35,239.73)	1.56	0.37
FFCB FLOATING NOTES DTD 06/09/2020 0.370% 06/09/2023	3133ELH72	45,000,000.00	LOOP CA		100.48	45,216,225.00	216,225.00	216,225.00	0.00	0.37
FREDDIE MAC NOTES DTD 06/26/2020 0.250% 06/26/2023	3137EAES4	23,000,000.00	TOR DOM		99.73	22,938,268.00	5,428.00	(24,809.33)	1.65	0.41
FANNIE MAE NOTES DTD 07/10/2020 0.250% 07/10/2023	3135G05G4	50,000,000.00	CITIGRP		99.69	49,845,850.00	(46,650.00)	(93,675.11)	1.69	0.43



**Managed Account Fair Market Value & Analytics**

For the Month Ending **October 31, 2021**

**SAN BERNARDINO COUNTY - 76990800**

<b>Security Type/Description</b>	<b>CUSIP</b>	<b>Par</b>	<b>Broker</b>	<b>Next Call Date</b>	<b>Market Price</b>	<b>Market Value</b>	<b>Unreal G/L On Cost</b>	<b>Unreal G/L Amort Cost</b>	<b>Effective Duration</b>	<b>YTM at Mkt</b>
<b>Federal Agency Bond / Note</b>										
FEDERAL FARM CREDIT BANKS NOTES DTD 08/14/2019 1.600% 08/14/2023	3133EKZK5	10,000,000.00	WELLSFAR		102.02	10,201,980.00	154,880.00	180,775.23	1.77	0.46
FREDDIE MAC NOTES DTD 08/21/2020 0.250% 08/24/2023	3137EAEV7	45,000,000.00	CITIGRP		99.62	44,826,975.00	(127,125.00)	(145,393.03)	1.82	0.46
FEDERAL HOME LOAN BANK NOTES DTD 09/10/2021 0.125% 08/28/2023	3130ANYM6	50,000,000.00	WELLS_F		99.39	49,693,150.00	(200,850.00)	(208,537.59)	1.83	0.46
FREDDIE MAC NOTES DTD 09/04/2020 0.250% 09/08/2023	3137EAEW5	32,000,000.00	WELLS_F		99.57	31,862,592.00	(126,848.00)	(130,912.49)	1.85	0.48
FREDDIE MAC NOTES DTD 10/16/2020 0.125% 10/16/2023	3137EAEY1	64,000,000.00	WELLS_F		99.26	63,529,088.00	(232,192.00)	(315,253.48)	1.96	0.50
FREDDIE MAC NOTES DTD 11/05/2020 0.250% 11/06/2023	3137EAEZ8	75,000,000.00	CITIGRP		99.45	74,590,275.00	(342,225.00)	(364,458.12)	2.01	0.52
FANNIE MAE NOTES DTD 11/25/2020 0.250% 11/27/2023	3135G06H1	50,000,000.00	JPMCHAS		99.44	49,718,950.00	(224,050.00)	(241,768.32)	2.07	0.52
FREDDIE MAC NOTES DTD 12/04/2020 0.250% 12/04/2023	3137EAF2	62,000,000.00	CITIGRP		99.39	61,622,606.00	(316,014.00)	(334,624.19)	2.09	0.54
FANNIE MAE NOTES DTD 02/08/2019 2.500% 02/05/2024	3135G0V34	100,000,000.00	JPM_CHAS		104.30	104,299,300.00	4,671,300.00	4,467,852.93	2.21	0.59
FHLB BONDS DTD 02/15/2019 2.500% 02/13/2024	3130AFW94	50,000,000.00	BARCLAYS		104.34	52,170,600.00	2,347,600.00	2,251,530.92	2.23	0.59
FHLMC (CALLABLE) NOTES DTD 04/29/2020 0.570% 04/29/2024	3134GVPP7	25,000,000.00	CANTFIT	04/29/22	99.75	24,938,075.00	(61,925.00)	(61,925.00)	0.50	0.67
FHLMC (CALLABLE) NOTES DTD 05/20/2020 0.510% 05/20/2024	3134GVUY2	25,000,000.00	WELLS_F	05/20/22	99.53	24,883,175.00	(116,825.00)	(116,825.00)	0.56	0.69
FHLMC (CALLABLE) NOTES DTD 05/20/2020 0.500% 05/20/2024	3134GVXC7	25,000,000.00	INCAPIT	05/20/22	99.51	24,878,075.00	(121,925.00)	(121,925.00)	0.56	0.69
FANNIE MAE NOTES DTD 07/08/2019 1.750% 07/02/2024	3135G0V75	25,000,000.00	CITI		102.79	25,697,225.00	916,225.00	814,426.10	2.61	0.69
FEDERAL HOME LOAN BANK NOTES DTD 08/15/2014 2.875% 09/13/2024	3130A2UW4	25,000,000.00	WELLSFAR		106.09	26,523,100.00	72,350.00	686,681.91	2.77	0.73
FEDERAL HOME LOAN BANK NOTES DTD 08/15/2014 2.875% 09/13/2024	3130A2UW4	25,000,000.00	MORGANST		106.09	26,523,100.00	89,775.00	695,817.05	2.77	0.73
FANNIE MAE NOTES DTD 10/18/2019 1.625% 10/15/2024	3135G0W66	25,000,000.00	CITI		102.57	25,642,925.00	685,675.00	668,214.06	2.90	0.74



**Managed Account Fair Market Value & Analytics**

For the Month Ending **October 31, 2021**

**SAN BERNARDINO COUNTY - 76990800**

<b>Security Type/Description</b>	<b>Dated Date/Coupon/Maturity</b>	<b>CUSIP</b>	<b>Par</b>	<b>Broker</b>	<b>Next Call Date</b>	<b>Market Price</b>	<b>Market Value</b>	<b>Unreal G/L On Cost</b>	<b>Unreal G/L Amort Cost</b>	<b>Effective Duration</b>	<b>YTM at Mkt</b>
<b>Federal Agency Bond / Note</b>											
FEDERAL HOME LOAN BANK NOTES	DTD 11/06/2014 2.750% 12/13/2024	3130A3GE8	10,000,000.00	JEFFERIE		105.98	10,597,850.00	82,220.00	278,075.10	2.99	0.81
FEDERAL HOME LOAN BANK NOTES	DTD 11/06/2014 2.750% 12/13/2024	3130A3GE8	25,000,000.00	INTL_FCS		105.98	26,494,625.00	110,125.00	636,008.65	2.99	0.81
FEDERAL HOME LOAN BANK NOTES	DTD 11/06/2014 2.750% 12/13/2024	3130A3GE8	25,000,000.00	WELLSFAR		105.98	26,494,625.00	207,125.00	696,164.51	2.99	0.81
FANNIE MAE NOTES	DTD 01/10/2020 1.625% 01/07/2025	3135G0X24	75,000,000.00	BARCLAYS		102.48	76,860,450.00	2,099,700.00	2,012,998.11	3.11	0.83
FREDDIE MAC NOTES	DTD 02/14/2020 1.500% 02/12/2025	3137EAEP0	50,000,000.00	WELLSFAR		102.09	51,043,150.00	1,081,650.00	1,068,443.97	3.21	0.85
FEDERAL HOME LOAN BANKS NOTES	DTD 02/17/2015 2.375% 03/14/2025	3130A4CH3	25,840,000.00	DAIWA		105.01	27,134,067.20	475,972.80	771,761.74	3.26	0.86
FANNIE MAE NOTES	DTD 04/24/2020 0.625% 04/22/2025	3135G03U5	50,000,000.00	CITIGRP		99.12	49,558,450.00	(338,550.00)	(369,946.93)	3.45	0.88
FHLMC (CALLABLE) NOTES	DTD 05/06/2020 0.700% 05/06/2025	3134GVPR3	25,000,000.00	PIPER J	05/06/22	99.21	24,802,750.00	(197,250.00)	(197,250.00)	0.52	0.93
FANNIE MAE NOTES	DTD 06/19/2020 0.500% 06/17/2025	3135G04Z3	50,000,000.00	WELLS_F		98.49	49,246,000.00	(650,500.00)	(678,871.71)	3.60	0.92
FREDDIE MAC NOTES	DTD 07/23/2020 0.375% 07/21/2025	3137EAEU9	45,000,000.00	WELLS_F		97.81	44,013,600.00	(762,300.00)	(819,553.62)	3.70	0.98
FANNIE MAE NOTES	DTD 08/27/2020 0.375% 08/25/2025	3135G05X7	50,000,000.00	BARCLAY		97.68	48,839,800.00	(926,200.00)	(981,492.76)	3.80	1.00
FREDDIE MAC (CALLABLE) NOTES	DTD 09/02/2020 0.550% 09/02/2025	3134GWA22	19,900,000.00	OPCO		98.29	19,559,292.10	(340,707.90)	(340,707.90)	3.80	1.01
FEDERAL HOME LOAN BANK NOTES	DTD 09/11/2020 0.375% 09/04/2025	3130AK5E2	14,000,000.00	WELLS_F		97.63	13,667,864.00	(290,136.00)	(299,741.28)	3.82	1.01
FREDDIE MAC NOTES	DTD 09/25/2020 0.375% 09/23/2025	3137EAEX3	20,000,000.00	CITIGRP		97.71	19,541,700.00	(398,100.00)	(411,367.76)	3.87	0.98
FANNIE MAE NOTES	DTD 11/12/2020 0.500% 11/07/2025	3135G06G3	45,000,000.00	BARCLAY		97.90	44,053,335.00	(785,565.00)	(816,882.63)	3.98	1.04
<b>Security Type Sub-Total</b>			<b>2,478,240,000.00</b>				<b>2,492,717,608.80</b>	<b>11,735,478.60</b>	<b>12,637,947.37</b>	<b>1.74</b>	<b>0.50</b>

**Corporate Note**



**Managed Account Fair Market Value & Analytics**

For the Month Ending **October 31, 2021**

**SAN BERNARDINO COUNTY - 76990800**

<b>Security Type/Description Dated Date/Coupon/Maturity</b>	<b>CUSIP</b>	<b>Par</b>	<b>Broker</b>	<b>Next Call Date</b>	<b>Market Price</b>	<b>Market Value</b>	<b>Unreal G/L On Cost</b>	<b>Unreal G/L Amort Cost</b>	<b>Effective Duration</b>	<b>YTM at Mkt</b>
<b>Corporate Note</b>										
JOHN DEERE CAPITAL CORP DTD 03/07/2019 2.950% 04/01/2022	24422EUT4	5,000,000.00	BK AMER		101.10	5,054,750.00	57,150.00	55,073.28	0.42	0.33
TOYOTA MOTOR CREDIT CORP DTD 04/12/2019 2.650% 04/12/2022	89236TFX8	10,000,000.00	CITIGRP		101.05	10,105,190.00	111,490.00	106,121.20	0.45	0.31
US BANK NA CINCINNATI FLOAT CORP NOTE ( DTD 05/23/2019 0.571% 05/23/2022	90331HPD9	10,000,000.00	JPMCHAS	04/22/22	100.12	10,012,460.00	78,660.00	30,669.49	0.07	0.57
US BANK NA CINCINNATI FLOAT CORP NOTE ( DTD 05/23/2019 0.571% 05/23/2022	90331HPD9	10,000,000.00	JPMCHAS	04/22/22	100.12	10,012,460.00	79,760.00	31,047.62	0.07	0.57
JOHN DEERE CAPITAL CORP CORP NOTES DTD 09/12/2019 1.950% 06/13/2022	24422EVA4	5,000,000.00	CITI		101.08	5,053,785.00	60,235.00	55,222.61	0.62	0.21
JOHN DEERE CAPITAL CORP CORPORATE NOTES DTD 06/04/2020 0.550% 07/05/2022	24422EVG1	5,000,000.00	BARCLAY		100.07	5,003,260.00	4,310.00	3,599.42	0.68	0.45
CHEVRON USA INC CORPORATE NOTES DTD 08/12/2020 0.333% 08/12/2022	166756AF3	14,500,000.00	CITIGRP		99.87	14,481,570.50	(18,429.50)	(18,429.50)	0.78	0.50
EXXON MOBIL CORPORATION CORPORATE NOTES DTD 08/16/2019 1.902% 08/16/2022	30231GBB7	3,000,000.00	MORGANST		101.27	3,038,244.00	38,244.00	38,244.00	0.79	0.29
US BANK NA CINCINNATI DTD 12/09/2019 1.950% 01/09/2023	90331HPF4	12,000,000.00	BARCLAYS	12/09/22	101.75	12,210,504.00	220,584.00	214,385.74	1.10	0.47
BANK OF NY MELLON CORP NOTES (CALLABLE) DTD 01/28/2020 1.850% 01/27/2023	06406RAM9	5,000,000.00	DIRECT	01/02/23	101.55	5,077,325.00	4,975.00	45,801.07	1.16	0.60
JOHN DEERE CAPITAL CORP CORPORATE NOTES DTD 06/04/2020 0.700% 07/05/2023	24422EVH9	3,000,000.00	BARCLAY		100.22	3,006,459.00	8,919.00	7,793.87	1.67	0.57
CHEVRON USA INC CORPORATE NOTES DTD 08/12/2020 0.426% 08/11/2023	166756AJ5	10,000,000.00	BARCLAY		99.79	9,979,340.00	(20,660.00)	(20,660.00)	1.78	0.54
JOHN DEERE CAPITAL CORP CORPORATE NOTES DTD 10/09/2020 0.400% 10/10/2023	24422EVJ5	3,000,000.00	MITSU		99.77	2,993,001.00	(3,519.00)	(4,750.97)	1.94	0.52



**Managed Account Fair Market Value & Analytics**

For the Month Ending **October 31, 2021**

**SAN BERNARDINO COUNTY - 76990800**

<b>Security Type/Description Dated Date/Coupon/Maturity</b>	<b>CUSIP</b>	<b>Par</b>	<b>Broker</b>	<b>Next Call Date</b>	<b>Market Price</b>	<b>Market Value</b>	<b>Unreal G/L On Cost</b>	<b>Unreal G/L Amort Cost</b>	<b>Effective Duration</b>	<b>YTM at Mkt</b>
<b>Corporate Note</b>										
BANK ON NY MELLON CORP FLT NOTES (CALLAB DTD 04/26/2021 0.310% 04/26/2024	06406RAT4	15,000,000.00	JPM	03/26/24	100.06	15,008,850.00	8,850.00	8,850.00	0.00	0.31
BANK OF NY MELLON CORP NOTES (CALLABLE) DTD 04/26/2021 0.500% 04/26/2024	06406RAS6	35,000,000.00	JPM	03/26/24	99.22	34,727,315.00	(235,235.00)	(241,693.07)	2.40	0.82
JOHN DEERE CAPITAL CORP CORPORATE NOTES DTD 06/10/2021 0.450% 06/07/2024	24422EVQ9	30,000,000.00	LOOP		98.74	29,620,920.00	(341,580.00)	(346,520.53)	2.59	0.94
TOYOTA MOTOR CREDIT CORP CORPORATE NOTES DTD 06/18/2021 0.500% 06/18/2024	89236TJH9	15,000,000.00	CITIGRP		98.93	14,839,920.00	(142,230.00)	(144,444.96)	2.62	0.91
TOTOTA MOTOR CREDIT CORP NOTE (FLOAT) DTD 06/18/2021 0.310% 06/18/2024	89236TJJ5	20,000,000.00	CITIGRP		100.04	20,007,480.00	7,480.00	7,480.00	0.00	0.31
JOHN DEERE CAPITAL CORP CORPORATE NOTES DTD 09/10/2021 0.625% 09/10/2024	24422EVU0	15,000,000.00	CITIGRP		99.29	14,892,780.00	(97,470.00)	(97,932.59)	2.84	0.88
TOYOTA MOTOR CREDIT CORP CORPORATE NOTES DTD 09/13/2021 0.625% 09/13/2024	89236TJN6	40,000,000.00	JPMCHAS		99.14	39,656,800.00	(324,400.00)	(325,240.51)	2.85	0.93
BANK OF NY MELLON CORP CORPORATE NOTES DTD 10/25/2021 0.850% 10/25/2024	06406RAX5	50,000,000.00	JPMCHAS		99.74	49,868,750.00	(98,750.00)	(98,957.57)	2.96	0.94
BANK OF NY MELLON CORP FLT NOTES (CALLAB DTD 10/25/2021 0.250% 10/25/2024	06406RAY3	50,000,000.00	JPMCHAS		99.98	49,989,700.00	(10,300.00)	(10,300.00)	0.01	0.25
<b>Security Type Sub-Total</b>		<b>365,500,000.00</b>				<b>364,640,863.50</b>	<b>(611,916.50)</b>	<b>(704,641.40)</b>	<b>1.59</b>	<b>0.64</b>
<b>Commercial Paper</b>										
CREDIT AGRICOLE CIB NY COMM PAPER -- 0.000% 11/01/2021	22533TY18	44,000,000.00	CREDITA		100.00	43,999,868.00	88.00	(132.00)	0.01	0.11





**Managed Account Fair Market Value & Analytics**

For the Month Ending **October 31, 2021**

**SAN BERNARDINO COUNTY - 76990800**

<b>Security Type/Description</b>	<b>Dated Date/Coupon/Maturity</b>	<b>CUSIP</b>	<b>Par</b>	<b>Broker</b>	<b>Next Call Date</b>	<b>Market Price</b>	<b>Market Value</b>	<b>Unreal G/L On Cost</b>	<b>Unreal G/L Amort Cost</b>	<b>Effective Duration</b>	<b>YTM at Mkt</b>
<b>Commercial Paper</b>											
COOPERATIEVE RABOBANK UA COMM PAPER		21687AY15	50,000,000.00	RABOBAN		100.00	49,999,500.00	51,680.56	(500.00)	0.01	0.36
DTD 08/26/2020 0.000% 11/01/2021											
CREDIT AGRICOLE CIB NY COMM PAPER		22533TY18	50,000,000.00	CREDITA		100.00	49,999,850.00	34,655.56	(150.00)	0.01	0.11
-- 0.000% 11/01/2021											
EXXON MOBIL CORP COMM PAPER		30229AY37	50,000,000.00	EXXON		100.00	49,999,650.00	41,650.00	38.89	0.01	0.08
DTD 12/30/2020 0.000% 11/03/2021											
CREDIT AGRICOLE CIB NY COMM PAPER		22533TY59	50,000,000.00	CREDITA		100.00	49,999,650.00	35,233.33	427.78	0.02	0.05
DTD 05/06/2021 0.000% 11/05/2021											
TOYOTA MOTOR CREDIT CORP COMM PAPER		89233GYC4	50,000,000.00	TOYOTA		100.00	49,997,850.00	58,016.67	752.78	0.04	0.13
DTD 03/18/2021 0.000% 11/12/2021											
JP MORGAN SECURITIES LLC COMM PAPER		46640PYH0	25,000,000.00	CHASE		99.99	24,998,450.00	30,950.00	450.00	0.05	0.13
DTD 10/01/2020 0.000% 11/17/2021											
CREDIT AGRICOLE CIB NY COMM PAPER		22533TZ17	126,000,000.00	CREDITA		100.00	125,994,330.00	104,055.00	10,080.00	0.09	0.05
DTD 04/06/2021 0.000% 12/01/2021											
JP MORGAN SECURITIES LLC COMM PAPER		46640PZH9	25,000,000.00	CHASE		99.98	24,995,625.00	32,708.33	2,013.89	0.14	0.13
DTD 03/22/2021 0.000% 12/17/2021											
COOPERATIEVE RABOBANK U.A. COMM PAPER		21687AZH9	50,000,000.00	RABOBAN		99.98	49,991,050.00	20,383.33	(1,283.33)	0.14	0.14
DTD 11/03/2020 0.000% 12/17/2021											
BOFA SECURITIES INC COMM PAPER		06054NZU8	50,000,000.00	BAML		99.98	49,988,750.00	25,500.00	(166.67)	0.17	0.14
DTD 03/05/2021 0.000% 12/28/2021											
COOPERATIEVE RABOBANK U.A. COMM PAPER		21687AZW6	50,000,000.00	RABOBAN		99.98	49,988,350.00	19,850.00	(1,816.67)	0.17	0.14
DTD 11/03/2020 0.000% 12/30/2021											
NATIXIS NY BRANCH COMM PAPER		63873KA31	50,000,000.00	NATIXIS		99.98	49,990,300.00	61,466.67	8,675.00	0.18	0.11
DTD 04/08/2021 0.000% 01/03/2022											
NATIXIS NY BRANCH COMM PAPER		63873KA72	50,000,000.00	NATIXIS		99.98	49,989,500.00	8,111.11	(1,194.45)	0.19	0.11
DTD 12/21/2020 0.000% 01/07/2022											
NATIXIS NY BRANCH COMM PAPER		63873KAC1	25,000,000.00	NATIXIS		99.98	24,994,250.00	3,902.78	(750.00)	0.21	0.11
DTD 12/21/2020 0.000% 01/12/2022											
LIBERTY STREET FDG LLC COMM PAPER		53127UB17	30,000,000.00	CITIGRP		99.96	29,987,460.00	(1,081.67)	(4,106.67)	0.26	0.16
DTD 09/24/2021 0.000% 02/01/2022											



**Managed Account Fair Market Value & Analytics**

For the Month Ending **October 31, 2021**

**SAN BERNARDINO COUNTY - 76990800**

<b>Security Type/Description</b>	<b>Dated Date/Coupon/Maturity</b>	<b>CUSIP</b>	<b>Par</b>	<b>Broker</b>	<b>Next Call Date</b>	<b>Market Price</b>	<b>Market Value</b>	<b>Unreal G/L On Cost</b>	<b>Unreal G/L Amort Cost</b>	<b>Effective Duration</b>	<b>YTM at Mkt</b>
<b>Commercial Paper</b>											
NATIXIS NY BRANCH COMM PAPER DTD 12/21/2020 0.000% 02/09/2022		63873KB97	50,000,000.00	NATIXIS		99.96	49,982,000.00	21,180.56	55.56	0.29	0.13
CHARTA LLC COMM PAPER DTD 08/30/2021 0.000% 02/14/2022		16115WBE6	30,000,000.00	CITIGRP		99.95	29,984,940.00	(2,318.33)	(5,435.00)	0.30	0.17
MONT BLANC CAPITAL CORP COMM PAPER DTD 09/07/2021 0.000% 02/28/2022		6117P5BU0	25,000,000.00	CITIGRP		99.94	24,984,550.00	(2,450.00)	(4,706.94)	0.34	0.19
CANADIAN IMPERIAL HLDING COMM PAPER DTD 10/30/2020 0.000% 03/01/2022		13607FC12	50,000,000.00	CIBC		99.97	49,984,000.00	17,583.33	5,666.66	0.34	0.10
THUNDER BAY FUNDING LLC COMM PAPER DTD 08/27/2021 0.000% 03/02/2022		88602UC24	25,000,000.00	CITIGRP		99.94	24,983,975.00	(3,358.33)	(5,941.66)	0.34	0.19
THUNDER BAY FUNDING LLC COMM PAPER DTD 08/27/2021 0.000% 03/04/2022		88602UC40	50,000,000.00	CHASE		99.94	49,968,500.00	(7,305.56)	(9,291.67)	0.35	0.18
TOYOTA MOTOR CREDIT CORP COMM PAPER DTD 09/01/2020 0.000% 03/07/2022		89233HC77	50,000,000.00	TOYOTA		99.96	49,980,300.00	37,188.89	8,300.00	0.36	0.11
NATIXIS NY BRANCH COMM PAPER DTD 12/21/2020 0.000% 03/09/2022		63873KC96	50,000,000.00	NATIXIS		99.95	49,974,350.00	31,683.33	2,794.44	0.36	0.14
JP MORGAN SECURITIES LLC COMM PAPER DTD 03/22/2021 0.000% 04/01/2022		46640OD16	50,000,000.00	CHASE		99.93	49,964,450.00	27,491.67	102.78	0.43	0.17
CREDIT AGRICOLE CIB NY COMM PAPER DTD 08/02/2021 0.000% 04/29/2022		22533UDV2	50,000,000.00	CREDITA		99.93	49,965,500.00	9,736.11	(2,180.56)	0.51	0.14
COOPERATIEVE RABOBANK UA COMM PAPER DTD 07/01/2021 0.000% 05/02/2022		21687BE23	25,000,000.00	RABOBAN		99.91	24,978,225.00	(872.22)	(4,080.55)	0.51	0.17
COOPERATIEVE RABOBANK UA COMM PAPER DTD 07/01/2021 0.000% 05/04/2022		21687BE49	50,000,000.00	RABOBAN		99.91	49,955,800.00	3,050.00	(8,422.22)	0.52	0.17
ROYAL BANK OF CANADA NY COMM PAPER DTD 05/26/2021 0.000% 05/18/2022		78015DEJ5	50,000,000.00	RBC		99.90	49,948,700.00	7,588.89	(7,300.00)	0.56	0.19
COOPERATIEVE RABOBANK UA COMM PAPER DTD 08/26/2020 0.000% 06/06/2022		21687BF63	50,000,000.00	RABOBAN		99.88	49,941,900.00	483.33	(836.11)	0.61	0.19



**Managed Account Fair Market Value & Analytics**

For the Month Ending **October 31, 2021**

**SAN BERNARDINO COUNTY - 76990800**

<b>Security Type/Description Dated Date/Coupon/Maturity</b>	<b>CUSIP</b>	<b>Par</b>	<b>Broker</b>	<b>Next Call Date</b>	<b>Market Price</b>	<b>Market Value</b>	<b>Unreal G/L On Cost</b>	<b>Unreal G/L Amort Cost</b>	<b>Effective Duration</b>	<b>YTM at Mkt</b>
<b>Commercial Paper</b>										
JP MORGAN SECURITIES LLC COMM PAPER DTD 03/22/2021 0.000% 06/07/2022	46640OF71	25,000,000.00	CHASE		99.88	24,970,775.00	(3,287.50)	(6,516.67)	0.61	0.19
JP MORGAN SECURITIES LLC COMM PAPER DTD 03/22/2021 0.000% 07/05/2022	46640QG54	25,000,000.00	CHASE		99.86	24,965,325.00	(1,425.00)	(3,925.00)	0.69	0.20
BNP PARIBAS FORTIS FUNDING SA COMM PAPER DTD 10/27/2021 0.000% 07/11/2022	09659KGB0	25,000,000.00	BNP		99.87	24,966,350.00	259.72	(400.00)	0.71	0.19
NATIXIS NY BRANCH COMM PAPER DTD 12/21/2020 0.000% 07/13/2022	63873KGD3	50,000,000.00	NATIXIS		99.85	49,925,200.00	2,783.33	(716.67)	0.71	0.21
COOPERATIEVE RABOBANK UA COMM PAPER DTD 08/26/2020 0.000% 07/14/2022	21687BGE5	25,000,000.00	RABOBAN		99.85	24,963,250.00	263.89	(447.92)	0.72	0.21
CANADIAN IMPERIAL HLDING COMM PAPER DTD 10/30/2020 0.000% 07/25/2022	13607FGR1	50,000,000.00	CIBC		99.82	49,910,300.00	300.00	(1,033.33)	0.75	0.24
<b>Security Type Sub-Total</b>		<b>1,580,000,000.00</b>				<b>1,579,212,823.00</b>	<b>665,745.78</b>	<b>(31,976.31)</b>	<b>0.30</b>	<b>0.15</b>
<b>Certificate of Deposit</b>										
TORONTO DOMINION BANK NY CERT DEPOS DTD 02/26/2021 0.160% 11/01/2021	89114W2H7	50,000,000.00	TOR DOM		100.00	50,000,166.10	166.10	166.10	0.01	0.04
NORDEA BANK ABP NEW YORK CERT DEPOS DTD 05/04/2021 0.150% 11/12/2021	65558UAT9	75,000,000.00	CASTLE		100.00	75,000,872.33	872.33	872.33	0.04	0.12
SWEDBANK NY CERT DEPOS DTD 06/23/2021 0.120% 12/17/2021	87019VZ83	50,000,000.00	DIRECT		100.00	49,999,315.75	(684.25)	(684.25)	0.14	0.13
NORDEA BANK ABP NEW YORK CERT DEPOS DTD 05/10/2021 0.150% 12/17/2021	65558UBC5	75,000,000.00	CHASE		100.00	75,002,031.75	2,031.75	2,031.75	0.14	0.13
BANK OF MONTREAL CHICAGO CERT DEPOS DTD 06/08/2021 0.100% 12/17/2021	06367CG50	100,000,000.00	BMO		100.00	99,995,910.30	(4,089.70)	(4,089.70)	0.14	0.13



**Managed Account Fair Market Value & Analytics**

For the Month Ending **October 31, 2021**

**SAN BERNARDINO COUNTY - 76990800**

<b>Security Type/Description</b>	<b>Dated Date/Coupon/Maturity</b>	<b>CUSIP</b>	<b>Par</b>	<b>Broker</b>	<b>Next Call Date</b>	<b>Market Price</b>	<b>Market Value</b>	<b>Unreal G/L On Cost</b>	<b>Unreal G/L Amort Cost</b>	<b>Effective Duration</b>	<b>YTM at Mkt</b>
<b>Certificate of Deposit</b>											
TORONTO DOMINION BANK NY CERT DEPOS	DTD 03/30/2021 0.170% 01/03/2022	89114W5K7	25,000,000.00	TOR DOM		100.00	24,999,992.15	(7.85)	(7.85)	0.18	0.17
SWEDBANK NY CERT DEPOS	DTD 06/29/2021 0.120% 01/03/2022	87019V2C0	25,000,000.00	DIRECT		99.99	24,997,705.85	(2,294.15)	(2,294.15)	0.18	0.17
TORONTO DOMINION BANK NY CERT DEPOS	DTD 03/15/2021 0.190% 01/03/2022	89114W4H5	50,000,000.00	TOR DOM		100.00	50,001,814.00	1,814.00	1,814.00	0.18	0.17
BANK OF MONTREAL CHICAGO CERT DEPOS	DTD 02/16/2021 0.200% 02/01/2022	06367CB48	50,000,000.00	BMO		99.99	49,994,680.70	(5,319.30)	(5,319.30)	0.26	0.24
TORONTO DOMINION BANK NY CERT DEPOS	DTD 03/15/2021 0.210% 02/01/2022	89114W4E2	50,000,000.00	TOR DOM		99.99	49,996,002.05	(3,997.95)	(3,997.95)	0.26	0.24
BNP PARIBAS NY BRANCH CERT DEPOS	DTD 05/04/2021 0.190% 02/01/2022	05586FHG5	100,000,000.00	BNP		99.99	99,986,754.40	(13,245.60)	(13,245.60)	0.26	0.24
NORDEA BANK ABP NEW YORK CERT DEPOS	DTD 09/02/2021 0.110% 02/02/2022	65558UFZ0	30,000,000.00	LOOP CA		99.97	29,989,603.29	(10,396.71)	(10,396.71)	0.27	0.24
NORDEA BANK ABP NEW YORK CERT DEPOS	DTD 07/06/2021 0.130% 02/07/2022	65558UDL3	50,000,000.00	LOOP CA		99.97	49,984,565.80	(15,434.20)	(15,434.20)	0.28	0.24
SWEDBANK NY CERT DEPOS	DTD 08/24/2021 0.120% 02/23/2022	87019V2W6	50,000,000.00	DIRECT		99.96	49,980,506.60	(19,493.40)	(19,493.40)	0.33	0.24
ROYAL BANK OF CANADA NY CERT DEPOS	DTD 03/15/2021 0.220% 03/01/2022	78012UJ55	50,000,000.00	RBC		99.99	49,996,529.05	(3,470.95)	(3,470.95)	0.34	0.24
SWEDBANK NY CERT DEPOS	DTD 08/26/2021 0.130% 03/01/2022	87019V2X4	50,000,000.00	DIRECT		99.96	49,981,214.25	(18,785.75)	(18,785.75)	0.34	0.24
CANADIAN IMP BK COMM NY CERT DEPOS	DTD 07/07/2021 0.150% 03/23/2022	13606CUH5	50,000,000.00	CIBC		99.96	49,981,869.55	(18,130.45)	(18,130.45)	0.40	0.24
BNP PARIBAS NY BRANCH CERT DEPOS	DTD 05/10/2021 0.220% 05/02/2022	05586FJL2	125,000,000.00	BNP		99.96	124,954,906.13	(45,093.87)	(45,093.87)	0.51	0.29
CANADIAN IMP BK COMM NY CERT DEPOS	DTD 05/27/2021 0.180% 06/01/2022	13606CTM6	50,000,000.00	CIBC		99.93	49,967,142.55	(32,857.45)	(32,857.45)	0.60	0.29



**Managed Account Fair Market Value & Analytics**

For the Month Ending **October 31, 2021**

**SAN BERNARDINO COUNTY - 76990800**

<b>Security Type/Description</b>	<b>Dated Date/Coupon/Maturity</b>	<b>CUSIP</b>	<b>Par</b>	<b>Broker</b>	<b>Next Call Date</b>	<b>Market Price</b>	<b>Market Value</b>	<b>Unreal G/L On Cost</b>	<b>Unreal G/L Amort Cost</b>	<b>Effective Duration</b>	<b>YTM at Mkt</b>
<b>Certificate of Deposit</b>											
ROYAL BANK OF CANADA NY CERT DEPOS DTD 05/26/2021 0.180% 06/01/2022		78012UM36	50,000,000.00	RBC		99.93	49,967,142.10	(32,857.90)	(32,857.90)	0.60	0.29
BANK OF NOVA SCOTIA HOUS CERT DEPOS DTD 07/07/2021 0.180% 06/01/2022		06417MQS7	50,000,000.00	SCOTIA		99.93	49,967,160.25	(32,839.75)	(32,839.75)	0.60	0.29
BANK OF NOVA SCOTIA HOUS CERT DEPOS DTD 09/09/2021 0.170% 06/01/2022		06417MRG2	50,000,000.00	SCOTIA		99.93	49,964,208.20	(35,791.80)	(35,791.80)	0.60	0.29
SVENSKA HANDELSBANKEN NY CERT DEPOS DTD 09/28/2021 0.150% 06/02/2022		86959RTK6	50,000,000.00	DIRECT		99.92	49,958,061.70	(41,938.30)	(41,938.30)	0.60	0.29
BANK OF MONTREAL CHICAGO FLOATING CD DTD 06/29/2021 0.190% 06/29/2022		06367CHL4	50,000,000.00	CHASE		100.00	50,000,000.00	(4,256.50)	(3,338.43)	0.00	0.19
ROYAL BANK OF CANADA NY CERT DEPOS DTD 06/23/2021 0.200% 07/01/2022		78012UN92	50,000,000.00	RBC		99.94	49,969,365.25	(30,634.75)	(30,634.75)	0.68	0.29
NORDEA BANK ABP NEW YORK CERT DEPOS DTD 06/25/2021 0.190% 07/01/2022		65558UDE9	50,000,000.00	CASTLE		99.93	49,965,973.75	(34,026.25)	(34,026.25)	0.68	0.29
SVENSKA HANDELSBANKEN NY CERT DEPOS DTD 09/28/2021 0.160% 07/01/2022		86959RTL4	50,000,000.00	DIRECT		99.91	49,955,837.40	(44,162.60)	(44,162.60)	0.68	0.29
BANK OF NOVA SCOTIA HOUS CERT DEPOS DTD 06/24/2021 0.200% 07/01/2022		06417MOM0	75,000,000.00	CHASE		99.94	74,954,048.70	(45,951.30)	(45,951.30)	0.68	0.29
BANK OF MONTREAL CHICAGO CERT DEPOS DTD 06/23/2021 0.200% 07/01/2022		06367CGY7	100,000,000.00	BMO		99.94	99,938,730.50	(61,269.50)	(61,269.50)	0.68	0.29
CANADIAN IMP BK COMM NY CERT DEPOS DTD 06/23/2021 0.200% 07/01/2022		13606CUC6	100,000,000.00	CIBC		99.94	99,938,730.50	(61,269.50)	(61,269.50)	0.68	0.29
BANK OF NOVA SCOTIA HOUS CERT DEPOS DTD 10/13/2021 0.180% 07/08/2022		06417MRZ0	50,000,000.00	SCOTIA		99.92	49,961,569.85	(38,430.15)	(38,430.15)	0.70	0.29
SVENSKA HANDELSBANKEN NY CERT DEPOS DTD 10/13/2021 0.170% 07/25/2022		86959RTR1	50,000,000.00	DIRECT		99.91	49,955,255.40	(44,744.60)	(44,744.60)	0.75	0.29



**Managed Account Fair Market Value & Analytics**

For the Month Ending **October 31, 2021**

**SAN BERNARDINO COUNTY - 76990800**

<b>Security Type/Description</b> <b>Dated Date/Coupon/Maturity</b>	<b>CUSIP</b>	<b>Par</b>	<b>Broker</b>	<b>Next Call Date</b>	<b>Market Price</b>	<b>Market Value</b>	<b>Unreal G/L On Cost</b>	<b>Unreal G/L Amort Cost</b>	<b>Effective Duration</b>	<b>YTM at Mkt</b>
<b>Certificate of Deposit</b>										
TORONTO DOMINION BANK NY CERT DEPOS DTD 10/08/2021 0.190% 08/01/2022	89114WHJ7	50,000,000.00	TOR DOM		99.86	49,931,179.50	(68,820.50)	(68,820.50)	0.77	0.37
SVENSKA HANDELSBANKEN NY CERT DEPOS DTD 08/26/2021 0.180% 08/01/2022	86959RSP6	100,000,000.00	DIRECT		99.85	99,854,654.80	(145,345.20)	(145,345.20)	0.77	0.37
TORONTO DOMINION BANK NY CERT DEPOS DTD 10/18/2021 0.260% 10/03/2022	89114WJ30	50,000,000.00	TOR DOM		99.90	49,948,374.35	(51,625.65)	(51,625.65)	0.94	0.37
SVENSKA HANDELSBANKEN NY CERT DEPOS DTD 10/14/2021 0.240% 11/01/2022	86959RTU4	50,000,000.00	DIRECT		100.00	50,000,000.00	0.00	0.00	1.02	0.24
<b>Security Type Sub-Total</b>		<b>2,130,000,000.00</b>				<b>2,129,041,874.85</b>	<b>(962,381.65)</b>	<b>(961,463.58)</b>	<b>0.46</b>	<b>0.25</b>
<b>Bank Note</b>										
US BANK NA CINCINNATI BKNT (CALLABLE) DTD 01/21/2020 1.800% 01/21/2022	90331HPJ6	8,000,000.00	MORGANST	12/21/21	100.22	8,017,648.00	20,448.00	17,958.26	0.14	0.81
US BANK NA CORP NOTE (CALLABLE) DTD 05/23/2019 2.650% 05/23/2022	90331HPC1	7,000,000.00	BARCLAYS	04/22/22	101.14	7,079,954.00	87,374.00	81,328.32	0.48	0.62
<b>Security Type Sub-Total</b>		<b>15,000,000.00</b>				<b>15,097,602.00</b>	<b>107,822.00</b>	<b>99,286.58</b>	<b>0.30</b>	<b>0.72</b>
<b>Asset-Backed Security</b>										
MBALT 2019-B A3 DTD 11/20/2019 2.000% 10/17/2022	58769QAC5	1,101,454.98	WELLSFAR		100.31	1,104,911.35	3,631.51	3,514.09	0.19	1.67
HAROT 2020-1 A2 DTD 02/26/2020 1.630% 10/21/2022	43813RAB3	59,131.42	JPM_CHAS		100.06	59,169.06	43.63	39.83	0.07	1.56
MBALT 2020-A A3 DTD 01/29/2020 1.840% 12/15/2022	58770FAC6	3,261,763.35	MUFG		100.40	3,274,649.60	13,316.15	13,053.55	0.27	1.49
JOHN DEERE OWNER TRUST OTHER ABS DTD 03/11/2020 1.010% 01/15/2023	47789KAB9	133,575.58	BOFA		100.01	133,594.71	28.58	23.13	1.20	1.00
HAROT 2019-1 A3 DTD 02/27/2019 2.830% 03/20/2023	43814WAC9	1,284,877.52	BK AMER		100.78	1,294,858.19	10,015.11	9,992.38	0.31	2.26



**Managed Account Fair Market Value & Analytics**

For the Month Ending **October 31, 2021**

**SAN BERNARDINO COUNTY - 76990800**

<b>Security Type/Description</b>	<b>CUSIP</b>	<b>Par</b>	<b>Broker</b>	<b>Next Call Date</b>	<b>Market Price</b>	<b>Market Value</b>	<b>Unreal G/L On Cost</b>	<b>Unreal G/L Amort Cost</b>	<b>Effective Duration</b>	<b>YTM at Mkt</b>
<b>Asset-Backed Security</b>										
HAROT 2019-2 A3 DTD 05/29/2019 2.520% 06/21/2023	43815MAC0	3,909,428.70	JPMCHASE		100.89	3,944,323.48	35,040.60	34,953.44	0.41	1.97
JDOT 2019-A A3 DTD 03/13/2019 2.910% 07/15/2023	47789JAD8	1,355,510.99	CITI		100.79	1,366,206.79	10,862.39	10,761.07	0.29	2.44
TAOT 2019-A A3 DTD 02/13/2019 2.910% 07/15/2023	89239AAD5	2,972,447.49	SOC GEN		100.90	2,999,322.28	27,416.37	27,083.30	0.35	2.37
TAOT 2019-B A3 DTD 05/08/2019 2.570% 08/15/2023	89239JAD6	2,465,901.55	BAML		100.87	2,487,247.13	21,738.89	21,509.96	0.38	2.08
HAROT 2019-3 A3 DTD 08/27/2019 1.780% 08/15/2023	43815NAC8	3,075,797.09	SOCGEN		100.68	3,096,611.62	20,840.06	20,826.02	0.46	1.40
TAOT 2019-C A3 DTD 08/14/2019 1.910% 09/15/2023	89238UAD2	2,939,523.15	JPM		100.69	2,959,828.79	20,329.74	20,316.66	0.42	1.54
TLOT 2021-A A2 DTD 04/21/2021 0.270% 09/20/2023	89238EAB2	5,499,685.56	JPMCHAS		100.00	5,499,935.22	954.72	799.64	0.58	0.27
HAROT 2021-2 A3 DTD 05/26/2021 0.490% 11/15/2023	43811JAB3	20,000,000.00	CITIGRP		99.96	19,992,006.00	(7,808.00)	(7,840.75)	2.03	0.51
BMWLT 2021-2 A2 DTD 09/15/2021 0.190% 11/27/2023	09690AAB9	11,000,000.00	WELLS_F		99.94	10,992,925.90	(6,374.50)	(6,415.45)	0.79	0.22
JDOT 2019-B A3 DTD 07/24/2019 2.210% 12/15/2023	477870AC3	1,326,041.85	RBC		100.90	1,338,008.85	12,248.52	12,102.76	0.46	1.78
TAOT 2019-D A3 DTD 11/13/2019 1.920% 01/16/2024	89233MAD5	3,630,227.88	BARCLAYS		100.87	3,661,670.74	31,704.96	31,581.39	0.54	1.52
MBALT 2021-B A2 DTD 06/29/2021 0.220% 01/16/2024	58769KAC8	27,500,000.00	JPMCHAS		99.92	27,476,787.25	(20,908.25)	(21,217.66)	0.71	0.26
TAOT 2021-B A3 DTD 06/14/2021 0.460% 01/16/2024	89190GAB3	35,000,000.00	CITIGRP		99.91	34,969,438.00	(29,918.00)	(30,013.31)	2.20	0.50
HAROT 2019-4 A3 DTD 11/26/2019 1.830% 01/18/2024	43813VAC2	7,194,845.25	CITI		100.91	7,260,514.76	66,951.63	66,353.76	0.59	1.41
HART 2019-B A3 DTD 11/06/2019 1.940% 02/15/2024	44891JAC2	2,437,971.85	RBC CAP		100.81	2,457,601.91	19,742.44	19,690.21	0.45	1.58
MBART 2019-1 A3 DTD 09/25/2019 1.940% 03/15/2024	58769TAD7	4,428,412.94	MIZUHO		100.74	4,461,097.73	33,294.58	33,007.80	0.48	1.62
TLOT 2021-A A3 DTD 04/21/2021 0.390% 04/22/2024	89238EAC0	4,500,000.00	JPMCHAS		99.83	4,492,561.57	(6,913.28)	(7,006.15)	1.39	0.46



**Managed Account Fair Market Value & Analytics**

For the Month Ending **October 31, 2021**

**SAN BERNARDINO COUNTY - 76990800**

<b>Security Type/Description</b>	<b>Dated Date/Coupon/Maturity</b>	<b>CUSIP</b>	<b>Par</b>	<b>Broker</b>	<b>Next Call Date</b>	<b>Market Price</b>	<b>Market Value</b>	<b>Unreal G/L On Cost</b>	<b>Unreal G/L Amort Cost</b>	<b>Effective Duration</b>	<b>YTM at Mkt</b>
<b>Asset-Backed Security</b>											
HAROT 2020-1 A3	DTD 02/26/2020 1.610% 04/22/2024	43813RAC1	10,000,000.00	JPM_CHAS		100.86	10,085,844.00	87,804.00	87,010.70	0.70	1.26
TAOT 2021-C A2	DTD 09/27/2021 0.200% 05/15/2024	89239BAB7	11,500,000.00	BARC		99.87	11,485,303.00	(13,827.60)	(13,859.26)	0.92	0.25
TAOT 2020-A A3	DTD 02/12/2020 1.660% 05/15/2024	89232HAC9	14,981,137.80	MUFG		100.83	15,105,371.88	125,315.72	124,878.61	0.60	1.33
HART 2021-B A2	DTD 07/28/2021 0.240% 05/15/2024	44934KAB0	19,000,000.00	CITIGRP		99.96	18,991,493.70	(6,783.00)	(6,944.88)	0.81	0.26
JDOT 2021-B A2	DTD 07/21/2021 0.250% 06/17/2024	47789OAB6	26,000,000.00	MITSU		99.88	25,968,711.60	(30,700.80)	(30,757.79)	0.96	0.30
MBART 2021-1 A2	DTD 09/22/2021 0.210% 07/15/2024	58772WAB9	21,200,000.00	MIZUHO		99.83	21,164,657.48	(33,237.36)	(33,319.35)	0.94	0.27
JOHN DEERE OWNER TRUST	DTD 03/11/2020 1.100% 08/15/2024	47789KAC7	5,000,000.00	BOFA		100.48	5,023,956.50	24,262.00	24,148.71	0.77	0.93
CHAIT 2012-A7 A7	DTD 10/09/2012 2.160% 09/15/2024	161571FO2	10,000,000.00	JPMCHASE		101.65	10,165,105.00	104,948.75	130,508.56	2.79	1.57
MBALT 2021-B A3	DTD 06/29/2021 0.400% 11/15/2024	58769KAD6	16,500,000.00	JPMCHAS		99.50	16,416,686.55	(82,067.70)	(82,193.79)	1.72	0.57
BMWLT 2021-2 A3	DTD 09/15/2021 0.330% 12/26/2024	09690AAC7	7,500,000.00	WELLS_F		99.59	7,469,031.00	(30,195.00)	(30,225.37)	1.67	0.46
CHAIT 2020-A1 A1	DTD 02/18/2020 1.530% 01/15/2025	161571HP2	8,000,000.00	JPMCHASE		101.33	8,106,037.60	107,870.40	107,234.59	3.13	1.11
HAROT 2021-2 A3	DTD 05/26/2021 0.330% 08/15/2025	43811JAC1	19,000,000.00	CITIGRP		99.43	18,892,418.20	(106,840.80)	(106,917.21)	1.80	0.48
TAOT 2021-B A3	DTD 06/14/2021 0.260% 11/17/2025	89190GAC1	37,000,000.00	CITIGRP		99.21	36,708,480.70	(287,534.40)	(287,879.41)	1.89	0.46
TAOT 2021-C A3	DTD 09/27/2021 0.430% 01/15/2026	89239BAC5	12,000,000.00	BARC		99.17	11,900,047.20	(98,996.40)	(99,017.71)	2.15	0.63
HART 2021-B A3	DTD 07/28/2021 0.380% 01/15/2026	44934KAC8	17,000,000.00	CITIGRP		99.54	16,921,281.50	(74,966.60)	(75,187.30)	2.06	0.49
JDOT 2021-B A3	DTD 07/21/2021 0.520% 03/16/2026	47789OAC4	13,500,000.00	MITSU		99.16	13,386,127.50	(112,668.30)	(112,741.30)	2.34	0.72
MBART 2021-1 A3	DTD 09/22/2021 0.460% 06/15/2026	58772WAC7	21,000,000.00	MIZUHO		99.20	20,832,751.80	(164,501.40)	(164,565.02)	2.28	0.63





**Managed Account Fair Market Value & Analytics**

For the Month Ending **October 31, 2021**

**SAN BERNARDINO COUNTY - 76990800**

<b>Security Type/Description</b> <b>Dated Date/Coupon/Maturity</b>	<b>CUSIP</b>	<b>Par</b>	<b>Broker</b>	<b>Next Call</b> <b>Date</b>	<b>Market</b> <b>Price</b>	<b>Market</b> <b>Value</b>	<b>Unreal G/L</b> <b>On Cost</b>	<b>Unreal G/L</b> <b>Amort Cost</b>	<b>Effective</b> <b>Duration</b>	<b>YTM</b> <b>at Mkt</b>
<b>Security Type Sub-Total</b>		<b>414,257,734.95</b>				<b>413,946,576.14</b>	<b>(335,880.64)</b>	<b>(316,711.55)</b>	<b>1.45</b>	<b>0.66</b>
<b>Managed Account Sub-Total</b>		<b>9,485,816,882.29</b>				<b>9,537,889,428.78</b>	<b>40,245,068.65</b>	<b>36,604,724.80</b>	<b>1.10</b>	<b>0.38</b>
<b>Securities Sub-Total</b>		<b>\$9,485,816,882.29</b>				<b>\$9,537,889,428.78</b>	<b>\$40,245,068.65</b>	<b>\$36,604,724.80</b>	<b>1.10</b>	<b>0.38%</b>
<b>Accrued Interest</b>						<b>\$16,091,430.99</b>				
<b>Total Investments</b>						<b>\$9,553,980,859.77</b>				

Bolded items are forward settling trades.



**Managed Account Security Transactions & Interest**

For the Month Ending **October 31, 2021**

**SAN BERNARDINO COUNTY - 76990800**

Transaction Type		Security Description	CUSIP	Par	Principal Proceeds	Accrued Interest	Total	Realized G/L Cost	Realized G/L Amort Cost	Sale Method
Trade	Settle									
<b>BUY</b>										
09/28/21	10/01/21	THUNDER BAY FUNDING LLC COMM PAPER DTD 08/27/2021 0.000% 03/02/2022	88602UC24	25,000,000.00	(24,987,333.33)	0.00	(24,987,333.33)			
10/01/21	10/01/21	NORTHERN TRUST INST GOVT SELECT 848	665278701	40,000,000.00	(40,000,000.00)	0.00	(40,000,000.00)			
10/01/21	10/01/21	JP MORGAN SECURITIES LLC COMM PAPER DTD 03/22/2021 0.000% 06/07/2022	46640QF71	25,000,000.00	(24,974,062.50)	0.00	(24,974,062.50)			
10/07/21	10/07/21	MONT BLANC CAPITAL CORP COMM PAPER DTD 09/07/2021 0.000% 02/28/2022	6117P5BU0	25,000,000.00	(24,987,000.00)	0.00	(24,987,000.00)			
10/07/21	10/08/21	TORONTO DOMINION BANK NY CERT DEPOS DTD 10/08/2021 0.190% 08/01/2022	89114WHJ7	50,000,000.00	(50,000,000.00)	0.00	(50,000,000.00)			
10/08/21	10/12/21	JP MORGAN SECURITIES LLC COMM PAPER DTD 03/22/2021 0.000% 07/05/2022	46640OG54	25,000,000.00	(24,966,750.00)	0.00	(24,966,750.00)			
10/12/21	10/13/21	SVENSKA HANDELSBANKEN NY CERT DEPOS DTD 10/13/2021 0.170% 07/25/2022	86959RTR1	50,000,000.00	(50,000,000.00)	0.00	(50,000,000.00)			
10/12/21	10/13/21	BANK OF NOVA SCOTIA HOUS CERT DEPOS DTD 10/13/2021 0.180% 07/08/2022	06417MRZ0	50,000,000.00	(50,000,000.00)	0.00	(50,000,000.00)			
10/14/21	10/14/21	SVENSKA HANDELSBANKEN NY CERT DEPOS DTD 10/14/2021 0.240% 11/01/2022	86959RTU4	50,000,000.00	(50,000,000.00)	0.00	(50,000,000.00)			
10/18/21	10/18/21	TORONTO DOMINION BANK NY CERT DEPOS DTD 10/18/2021 0.260% 10/03/2022	89114WJ30	50,000,000.00	(50,000,000.00)	0.00	(50,000,000.00)			
10/19/21	10/20/21	NATIXIS NY BRANCH COMM PAPER DTD 12/21/2020 0.000% 07/13/2022	63873KGD3	50,000,000.00	(49,922,416.67)	0.00	(49,922,416.67)			
10/19/21	10/21/21	THUNDER BAY FUNDING LLC COMM PAPER DTD 08/27/2021 0.000% 03/04/2022	88602UC40	50,000,000.00	(49,975,805.56)	0.00	(49,975,805.56)			



**Managed Account Security Transactions & Interest**

For the Month Ending **October 31, 2021**

**SAN BERNARDINO COUNTY - 76990800**

Transaction Type		Security Description	CUSIP	Par	Principal Proceeds	Accrued Interest	Total	Realized G/L Cost	Realized G/L Amort Cost	Sale Method
Trade	Settle									
<b>BUY</b>										
10/20/21	10/25/21	BANK OF NY MELLON CORP CORPORATE NOTES DTD 10/25/2021 0.850% 10/25/2024	06406RAX5	50,000,000.00	(49,967,500.00)	0.00	(49,967,500.00)			
10/20/21	10/25/21	BANK OF NY MELLON CORP FLT NOTES (CALLAB DTD 10/25/2021 0.250% 10/25/2024	06406RAY3	50,000,000.00	(50,000,000.00)	0.00	(50,000,000.00)			
10/27/21	10/27/21	COOPERATIEVE RABOBANK UA COMM PAPER DTD 08/26/2020 0.000% 06/06/2022	21687BF63	50,000,000.00	(49,941,416.67)	0.00	(49,941,416.67)			
10/27/21	10/27/21	BNP PARIBAS FORTIS FUNDING SA COMM PAPER DTD 10/27/2021 0.000% 07/11/2022	09659KGB0	25,000,000.00	(24,966,090.28)	0.00	(24,966,090.28)			
10/27/21	10/27/21	JUPITER SECURITIZATION COMPANY COMM PAPE -- 0.000% 10/28/2021	4820P2XU4	118,587,000.00	(118,586,802.36)	0.00	(118,586,802.36)			
10/27/21	10/27/21	CALIFORNIA ASSET MANAGEMENT PROGRAM	CAMPMF025	202,000,000.00	(202,000,000.00)	0.00	(202,000,000.00)			
10/27/21	10/27/21	COOPERATIEVE RABOBANK UA COMM PAPER DTD 08/26/2020 0.000% 07/14/2022	21687BGE5	25,000,000.00	(24,962,986.11)	0.00	(24,962,986.11)			
10/27/21	10/28/21	US TREASURY NOTES DTD 01/31/2020 1.375% 01/31/2025	912828Z52	50,000,000.00	(50,845,703.13)	(166,270.38)	(51,011,973.51)			
10/28/21	10/28/21	CREDIT AGRICOLE CIB NY COMM PAPER DTD 10/22/2021 0.000% 10/29/2021	22533TXV3	60,000,000.00	(59,999,883.33)	0.00	(59,999,883.33)			
10/28/21	10/28/21	CANADIAN IMPERIAL HLDING COMM PAPER DTD 10/30/2020 0.000% 07/25/2022	13607FGR1	50,000,000.00	(49,910,000.00)	0.00	(49,910,000.00)			
<b>10/28/21</b>	<b>11/02/21</b>	<b>FHMS K733 A2 DTD 11/09/2018 3.750% 08/01/2025</b>	<b>3137FJX07</b>	<b>3,330,000.00</b>	<b>(3,615,001.17)</b>	<b>(346.88)</b>	<b>(3,615,348.05)</b>			
10/29/21	10/29/21	CREDIT AGRICOLE CIB NY COMM PAPER -- 0.000% 11/01/2021	22533TY18	44,000,000.00	(43,999,780.00)	0.00	(43,999,780.00)			



**Managed Account Security Transactions & Interest**

For the Month Ending **October 31, 2021**

**SAN BERNARDINO COUNTY - 76990800**

Transaction Type	Trade	Settle	Security Description	CUSIP	Par	Principal Proceeds	Accrued Interest	Total	Realized G/L Cost	Realized G/L Amort Cost	Sale Method
<b>Transaction Type Sub-Total</b>					<b>1,217,917,000.00</b>	<b>(1,218,608,531.11)</b>	<b>(166,617.26)</b>	<b>(1,218,775,148.37)</b>			

**INTEREST**

10/01/21	10/01/21		JOHN DEERE CAPITAL CORP DTD 03/07/2019 2.950% 04/01/2022	24422EUT4	5,000,000.00	0.00	73,750.00	73,750.00			
10/01/21	10/25/21		FHMS KJ32 A1 DTD 11/01/2020 0.516% 06/01/2025	3137F72U8	2,357,798.55	0.00	1,013.85	1,013.85			
10/01/21	10/25/21		FHMS KJ33 A1 DTD 02/01/2021 0.440% 12/01/2025	3137F9ZD6	11,809,910.88	0.00	4,330.69	4,330.69			
10/01/21	10/25/21		FHMS K045 A2 DTD 05/01/2015 3.023% 01/01/2025	3137BHXJ1	25,000,000.00	0.00	62,979.18	62,979.18			
10/01/21	10/25/21		FHMS K033 A2 DTD 10/01/2013 3.060% 07/01/2023	3137B4WB8	2,800,000.00	0.00	7,140.00	7,140.00			
10/01/21	10/25/21		FRESB 2021-SB82 A5 DTD 01/01/2021 0.670% 11/01/2025	30318CAA5	4,983,102.82	0.00	2,782.23	2,782.23			
10/01/21	10/25/21		FHMS K729 A2 DTD 12/01/2017 3.136% 10/01/2024	3137FCM43	16,500,000.00	0.00	43,119.45	43,119.45			
10/01/21	10/25/21		FHMS KJ34 A1 DTD 07/01/2021 0.681% 06/01/2026	3137H1LS3	10,473,301.54	0.00	5,943.60	5,943.60			
10/01/21	10/25/21		FHMS K726 A1 DTD 06/01/2017 2.700% 10/01/2025	3137BYLE8	25,000,000.00	0.00	56,250.00	56,250.00			
10/01/21	10/25/21		FHMS KJ23 A1 DTD 01/29/2019 3.683% 10/01/2025	3137FKSQ0	60,000,000.00	0.00	184,152.00	184,152.00			
10/01/21	10/25/21		FHMS KMP1 A2 DTD 09/01/2017 2.982% 08/01/2024	3137FATE8	50,000,000.00	0.00	124,250.00	124,250.00			
10/01/21	10/25/21		FHMS K729 A2 DTD 01/01/2020 2.525% 10/01/2026	3137FOXJ7	8,250,000.00	0.00	17,359.65	17,359.65			
10/01/21	10/25/21		FRESB 2021-SB83 DTD 02/01/2021 0.670% 01/01/2026	30318NAA1	3,835,121.20	0.00	2,013.44	2,013.44			
10/04/21	10/04/21		INTER-AMERICAN DEVELOPMENT BANK NOTE DTD 10/04/2013 3.000% 10/04/2023	4581X0CC0	25,000,000.00	0.00	375,000.00	375,000.00			
10/10/21	10/10/21		JOHN DEERE CAPITAL CORP CORPORATE NOTES DTD 10/09/2020 0.400% 10/10/2023	24422EVJ5	3,000,000.00	0.00	6,000.00	6,000.00			



**Managed Account Security Transactions & Interest**

For the Month Ending **October 31, 2021**

**SAN BERNARDINO COUNTY - 76990800**

Transaction Type	Trade	Settle	Security Description	CUSIP	Par	Principal Proceeds	Accrued Interest	Total	Realized G/L Cost	Realized G/L Amort Cost	Sale Method
<b>INTEREST</b>											
	10/12/21	10/12/21	TOYOTA MOTOR CREDIT CORP DTD 04/12/2019 2.650% 04/12/2022	89236TFX8	10,000,000.00	0.00	132,500.00	132,500.00			
	10/12/21	10/12/21	FANNIE MAE NOTES DTD 04/12/2019 2.250% 04/12/2022	3135G0V59	75,000,000.00	0.00	843,750.00	843,750.00			
	10/15/21	10/15/21	MBALT 2020-A A3 DTD 01/29/2020 1.840% 12/15/2022	58770FAC6	3,741,795.90	0.00	5,737.42	5,737.42			
	10/15/21	10/15/21	TAOT 2019-C A3 DTD 08/14/2019 1.910% 09/15/2023	89238UAD2	3,247,827.85	0.00	5,169.46	5,169.46			
	10/15/21	10/15/21	HART 2021-B A3 DTD 07/28/2021 0.380% 01/15/2026	44934KAC8	17,000,000.00	0.00	5,383.34	5,383.34			
	10/15/21	10/15/21	HAROT 2021-2 A3 DTD 05/26/2021 0.490% 11/15/2023	43811JAB3	20,000,000.00	0.00	2,833.34	2,833.34			
	10/15/21	10/15/21	JDOT 2019-B A3 DTD 07/24/2019 2.210% 12/15/2023	477870AC3	1,427,230.93	0.00	2,628.48	2,628.48			
	10/15/21	10/15/21	FANNIE MAE NOTES DTD 10/18/2019 1.625% 10/15/2024	3135G0W66	25,000,000.00	0.00	203,125.00	203,125.00			
	10/15/21	10/15/21	HART 2019-B A3 DTD 11/06/2019 1.940% 02/15/2024	44891JAC2	2,668,970.69	0.00	4,314.84	4,314.84			
	10/15/21	10/15/21	JDOT 2019-A A3 DTD 03/13/2019 2.910% 07/15/2023	47789JAD8	1,556,605.91	0.00	3,774.77	3,774.77			
	10/15/21	10/15/21	MBART 2021-1 A2 DTD 09/22/2021 0.210% 07/15/2024	58772WAB9	21,200,000.00	0.00	2,844.34	2,844.34			
	10/15/21	10/15/21	JDOT 2021-B A2 DTD 07/21/2021 0.250% 06/17/2024	47789OAB6	26,000,000.00	0.00	5,416.66	5,416.66			
	10/15/21	10/15/21	JOHN DEERE OWNER TRUST DTD 03/11/2020 1.100% 08/15/2024	47789KAC7	5,000,000.00	0.00	4,583.34	4,583.34			
	10/15/21	10/15/21	MBALT 2019-B A3 DTD 11/20/2019 2.000% 10/17/2022	58769QAC5	1,328,878.91	0.00	2,214.80	2,214.80			
	10/15/21	10/15/21	MBALT 2021-B A2 DTD 06/29/2021 0.220% 01/16/2024	58769KAC8	27,500,000.00	0.00	5,041.66	5,041.66			
	10/15/21	10/15/21	TAOT 2021-C A2 DTD 09/27/2021 0.200% 05/15/2024	89239BAB7	11,500,000.00	0.00	1,150.00	1,150.00			
	10/15/21	10/15/21	TAOT 2021-C A3 DTD 09/27/2021 0.430% 01/15/2026	89239BAC5	12,000,000.00	0.00	2,580.00	2,580.00			



**Managed Account Security Transactions & Interest**

For the Month Ending **October 31, 2021**

**SAN BERNARDINO COUNTY - 76990800**

Transaction Type		Security Description	CUSIP	Par	Principal Proceeds	Accrued Interest	Total	Realized G/L Cost	Realized G/L Amort Cost	Sale Method
Trade	Settle									
<b>INTEREST</b>										
10/15/21	10/15/21	HAROT 2021-2 A3 DTD 05/26/2021 0.330% 08/15/2025	43811JAC1	19,000,000.00	0.00	5,225.00	5,225.00			
10/15/21	10/15/21	TAOT 2021-B A3 DTD 06/14/2021 0.460% 01/16/2024	89190GAB3	35,000,000.00	0.00	4,083.35	4,083.35			
10/15/21	10/15/21	HAROT 2019-3 A3 DTD 08/27/2019 1.780% 08/15/2023	43815NAC8	3,386,500.62	0.00	5,023.31	5,023.31			
10/15/21	10/15/21	MBART 2019-1 A3 DTD 09/25/2019 1.940% 03/15/2024	58769TAD7	4,882,816.40	0.00	7,893.89	7,893.89			
10/15/21	10/15/21	TAOT 2019-A A3 DTD 02/13/2019 2.910% 07/15/2023	89239AAD5	3,327,465.89	0.00	8,069.10	8,069.10			
10/15/21	10/15/21	HART 2021-B A2 DTD 07/28/2021 0.240% 05/15/2024	44934KAB0	19,000,000.00	0.00	3,800.00	3,800.00			
10/15/21	10/15/21	MBART 2021-1 A3 DTD 09/22/2021 0.460% 06/15/2026	58772WAC7	21,000,000.00	0.00	6,171.67	6,171.67			
10/15/21	10/15/21	JOHN DEERE OWNER TRUST OTHER ABS DTD 03/11/2020 1.010% 01/15/2023	47789KAB9	385,369.62	0.00	324.35	324.35			
10/15/21	10/15/21	TAOT 2019-B A3 DTD 05/08/2019 2.570% 08/15/2023	89239JAD6	2,753,678.65	0.00	5,897.46	5,897.46			
10/15/21	10/15/21	MBALT 2021-B A3 DTD 06/29/2021 0.400% 11/15/2024	58769KAD6	16,500,000.00	0.00	5,499.99	5,499.99			
10/15/21	10/15/21	TAOT 2019-D A3 DTD 11/13/2019 1.920% 01/16/2024	89233MAD5	3,939,347.96	0.00	6,302.96	6,302.96			
10/15/21	10/15/21	TAOT 2021-B A3 DTD 06/14/2021 0.260% 11/17/2025	89190GAC1	37,000,000.00	0.00	8,016.68	8,016.68			
10/15/21	10/15/21	JDOT 2021-B A3 DTD 07/21/2021 0.520% 03/16/2026	47789QAC4	13,500,000.00	0.00	5,850.00	5,850.00			
10/15/21	10/15/21	CHAIT 2020-A1 A1 DTD 02/18/2020 1.530% 01/15/2025	161571HP2	8,000,000.00	0.00	10,200.00	10,200.00			
10/15/21	10/15/21	CHAIT 2012-A7 A7 DTD 10/09/2012 2.160% 09/15/2024	161571FO2	10,000,000.00	0.00	18,000.00	18,000.00			
10/15/21	10/15/21	TAOT 2020-A A2 DTD 02/12/2020 1.670% 11/15/2022	89232HAB1	725,647.21	0.00	1,009.86	1,009.86			



**Managed Account Security Transactions & Interest**

For the Month Ending **October 31, 2021**

**SAN BERNARDINO COUNTY - 76990800**

Transaction Type		Security Description	CUSIP	Par	Principal Proceeds	Accrued Interest	Total	Realized G/L Cost	Realized G/L Amort Cost	Sale Method
Trade	Settle									
<b>INTEREST</b>										
10/15/21	10/15/21	TAOT 2020-A A3 DTD 02/12/2020 1.660% 05/15/2024	89232HAC9	15,000,000.00	0.00	20,750.00	20,750.00			
10/16/21	10/16/21	FREDDIE MAC NOTES DTD 10/16/2020 0.125% 10/16/2023	3137EAEY1	64,000,000.00	0.00	40,000.00	40,000.00			
10/18/21	10/18/21	HAROT 2019-1 A3 DTD 02/27/2019 2.830% 03/20/2023	43814WAC9	1,481,284.12	0.00	3,493.36	3,493.36			
10/18/21	10/18/21	HAROT 2019-4 A3 DTD 11/26/2019 1.830% 01/18/2024	43813VAC2	7,769,383.20	0.00	11,848.31	11,848.31			
10/20/21	10/20/21	TLOT 2021-A A2 DTD 04/21/2021 0.270% 09/20/2023	89238EAB2	5,874,070.50	0.00	1,321.67	1,321.67			
10/20/21	10/20/21	TLOT 2021-A A3 DTD 04/21/2021 0.390% 04/22/2024	89238EAC0	4,500,000.00	0.00	1,462.50	1,462.50			
10/20/21	10/20/21	FREDDIE MAC NOTES DTD 04/20/2020 0.375% 04/20/2023	3137EAEQ8	50,000,000.00	0.00	93,750.00	93,750.00			
10/20/21	10/20/21	INTL BK OF RECON AND DEV NOTE DTD 04/20/2021 0.126% 04/20/2023	459058JV6	75,000,000.00	0.00	47,250.00	47,250.00			
10/21/21	10/21/21	HAROT 2020-1 A3 DTD 02/26/2020 1.610% 04/22/2024	43813RAC1	10,000,000.00	0.00	13,416.67	13,416.67			
10/21/21	10/21/21	HAROT 2019-2 A3 DTD 05/29/2019 2.520% 06/21/2023	43815MAC0	4,364,322.52	0.00	9,165.07	9,165.07			
10/21/21	10/21/21	FEDERAL HOME LOAN BANK NOTES DTD 10/22/2020 0.125% 10/21/2022	3130AKDH6	64,000,000.00	0.00	40,000.00	40,000.00			
10/21/21	10/21/21	HAROT 2020-1 A2 DTD 02/26/2020 1.630% 10/21/2022	43813RAB3	598,292.46	0.00	812.68	812.68			
10/22/21	10/22/21	FANNIE MAE NOTES DTD 04/24/2020 0.625% 04/22/2025	3135G03U5	50,000,000.00	0.00	156,250.00	156,250.00			
10/25/21	10/25/21	BMWLT 2021-2 A3 DTD 09/15/2021 0.330% 12/26/2024	09690AAC7	7,500,000.00	0.00	2,750.00	2,750.00			
10/25/21	10/25/21	BMWLT 2021-2 A2 DTD 09/15/2021 0.190% 11/27/2023	09690AAB9	11,000,000.00	0.00	2,322.22	2,322.22			
10/26/21	10/26/21	BANK ON NY MELLON CORP FLT NOTES (CALLAB) DTD 04/26/2021 0.310% 04/26/2024	06406RAT4	15,000,000.00	0.00	11,858.42	11,858.42			



**Managed Account Security Transactions & Interest**

For the Month Ending **October 31, 2021**

**SAN BERNARDINO COUNTY - 76990800**

Transaction Type	Trade	Settle	Security Description	CUSIP	Par	Principal Proceeds	Accrued Interest	Total	Realized G/L Cost	Realized G/L Amort Cost	Sale Method
<b>INTEREST</b>											
	10/26/21	10/26/21	BANK OF NY MELLON CORP NOTES (CALLABLE) DTD 04/26/2021 0.500% 04/26/2024	06406RAS6	35,000,000.00	0.00	87,500.00	87,500.00			
	10/29/21	10/29/21	BANK OF THE WEST MONEY MARKET FUND	BKOFWEST7	0.00	0.00	11,890.41	11,890.41			
	10/29/21	10/29/21	MORGAN STANLEY LIQ GOVT-INST FUND	61747C707	0.00	0.00	22.06	22.06			
	10/29/21	10/29/21	STONECASTLE FICA	FICAMF003	0.00	0.00	1,061.65	1,061.65			
	10/29/21	10/29/21	FIDELITY GOV'T MM FUND 2642	31607A703	0.00	0.00	8.49	8.49			
	10/29/21	10/29/21	FEDERATED GOVT OBLIGATIONS FUND	608919718	0.00	0.00	21.39	21.39			
	10/29/21	10/29/21	INVESTMENT TRUST OF CALIFORNIA	CALTRUST3	0.00	0.00	238.85	238.85			
	10/29/21	10/29/21	FHLMC (CALLABLE) NOTES DTD 04/29/2020 0.570% 04/29/2024	3134GVPP7	25,000,000.00	0.00	71,250.00	71,250.00			
	10/29/21	10/29/21	NORTHERN TRUST INST GOVT SELECT 848	665278701	0.00	0.00	906.49	906.49			
	10/29/21	10/29/21	CALIFORNIA ASSET MANAGEMENT PROGRAM	CAMPMF025	0.00	0.00	16,225.84	16,225.84			
	10/31/21	10/31/21	US TREASURY NOTES DTD 11/02/2015 1.875% 10/31/2022	912828M49	25,000,000.00	0.00	234,375.00	234,375.00			
<b>Transaction Type Sub-Total</b>					<b>1,187,668,724.33</b>	<b>0.00</b>	<b>3,180,450.24</b>	<b>3,180,450.24</b>			

<b>MATURITY</b>											
	10/01/21	10/01/21	SVENSKA HANDELSBANKEN NY CERT DEPOS DTD 03/15/2021 0.170% 10/01/2021	86959RPC8	50,000,000.00	50,000,000.00	47,222.20	50,047,222.20	0.00	0.00	
	10/01/21	10/01/21	JP MORGAN SECURITIES LLC COMM PAPER DTD 02/17/2021 0.000% 10/01/2021	46640PX16	50,000,000.00	50,000,000.00	0.00	50,000,000.00	50,000.00	0.00	
	10/01/21	10/01/21	TORONTO DOMINION BANK NY CERT DEPOS DTD 03/17/2021 0.170% 10/01/2021	89114W4P7	50,000,000.00	50,000,000.00	46,750.00	50,046,750.00	0.00	0.00	
	10/04/21	10/04/21	SWEDBANK (NEW YORK) CERT DEPOS DTD 03/29/2021 0.170% 10/04/2021	87019VU96	25,000,000.00	25,000,000.00	22,312.50	25,022,312.50	0.00	0.00	





**Managed Account Security Transactions & Interest**

For the Month Ending **October 31, 2021**

**SAN BERNARDINO COUNTY - 76990800**

Transaction Type		Security Description	CUSIP	Par	Principal Proceeds	Accrued Interest	Total	Realized G/L Cost	Realized G/L Amort Cost	Sale Method
Trade	Settle									
<b>MATURITY</b>										
10/06/21	10/06/21	TORONTO DOMINION BANK NY CERT DEPOS DTD 03/24/2021 0.170% 10/06/2021	89114W5B7	50,000,000.00	50,000,000.00	46,277.80	50,046,277.80	0.00	0.00	
10/07/21	10/07/21	EXXON MOBIL CORP COMM PAPER DTD 12/30/2020 0.000% 10/07/2021	30229AX79	50,000,000.00	50,000,000.00	0.00	50,000,000.00	34,125.00	0.00	
10/07/21	10/07/21	TOYOTA MOTOR CREDIT CORP CORP NOTES DTD 10/07/2019 1.800% 10/07/2021	89236TGJ8	15,000,000.00	15,000,000.00	135,000.00	15,135,000.00	1,800.00	0.00	
10/12/21	10/12/21	FEDERAL HOME LOAN BANKS NOTES DTD 10/12/2018 3.000% 10/12/2021	3130AF5B9	50,000,000.00	50,000,000.00	750,000.00	50,750,000.00	32,500.00	0.00	
10/15/21	10/15/21	US BANK BANK NOTE (CALLED,OMD 11/16/21) DTD 11/16/2018 3.450% 10/15/2021	90331HNX7	10,000,000.00	10,000,000.00	142,791.67	10,142,791.67	13,800.00	0.00	
10/20/21	10/20/21	COOPERATIEVE RABOBANK UA COMM PAPER DTD 08/26/2020 0.000% 10/20/2021	21687AXL2	50,000,000.00	50,000,000.00	0.00	50,000,000.00	51,708.33	0.00	
10/28/21	10/28/21	JUPITER SECURITIZATION COMPANY COMM PAPE -- 0.000% 10/28/2021	4820P2XU4	118,587,000.00	118,587,000.00	0.00	118,587,000.00	197.64	0.00	
10/29/21	10/29/21	CREDIT AGRICOLE CIB NY COMM PAPER DTD 10/22/2021 0.000% 10/29/2021	22533TXV3	60,000,000.00	60,000,000.00	0.00	60,000,000.00	116.67	0.00	
10/29/21	10/29/21	BNP PARIBAS NY BRANCH COMM PAPER DTD 09/17/2020 0.000% 10/29/2021	09659BXV7	25,000,000.00	25,000,000.00	0.00	25,000,000.00	10,500.00	0.00	
<b>Transaction Type Sub-Total</b>				<b>603,587,000.00</b>	<b>603,587,000.00</b>	<b>1,190,354.17</b>	<b>604,777,354.17</b>	<b>194,747.64</b>	<b>0.00</b>	
<b>PAYDOWNS</b>										
10/01/21	10/25/21	FHMS KJ33 A1 DTD 02/01/2021 0.440% 12/01/2025	3137F9ZD6	356,702.88	356,702.88	0.00	356,702.88	11.41	0.00	
10/01/21	10/25/21	FRESB 2021-SB82 A5 DTD 01/01/2021 0.670% 11/01/2025	30318CAA5	94,812.66	94,812.66	0.00	94,812.66	(464.96)	0.00	
10/01/21	10/25/21	FHMS KJ32 A1 DTD 11/01/2020 0.516% 06/01/2025	3137F72U8	9,206.28	9,206.28	0.00	9,206.28	0.04	0.00	



**Managed Account Security Transactions & Interest**

For the Month Ending **October 31, 2021**

**SAN BERNARDINO COUNTY - 76990800**

Transaction Type		Security Description	CUSIP	Par	Principal Proceeds	Accrued Interest	Total	Realized G/L Cost	Realized G/L Amort Cost	Sale Method
Trade	Settle									
<b>PAYDOWNS</b>										
10/01/21	10/25/21	FRESB 2021-SB83 DTD 02/01/2021 0.670% 01/01/2026	30318NAA1	4,070.68	4,070.68	0.00	4,070.68	(19.12)	0.00	
10/01/21	10/25/21	FHMS KJ34 A1 DTD 07/01/2021 0.681% 06/01/2026	3137H1LS3	14,661.15	14,661.15	0.00	14,661.15	0.18	0.00	
10/01/21	10/25/21	FRESB 2021-SB82 A5 DTD 01/01/2021 0.670% 11/01/2025	30318CAA5	40,634.00	40,634.00	0.00	40,634.00	(199.27)	0.00	
10/15/21	10/15/21	TAOT 2020-A A2 DTD 02/12/2020 1.670% 11/15/2022	89232HAB1	725,647.21	725,647.21	0.00	725,647.21	8.93	0.00	
10/15/21	10/15/21	MBALT 2019-B A3 DTD 11/20/2019 2.000% 10/17/2022	58769OAC5	227,423.93	227,423.93	0.00	227,423.93	36.16	0.00	
10/15/21	10/15/21	TAOT 2020-A A3 DTD 02/12/2020 1.660% 05/15/2024	89232HAC9	18,862.20	18,862.20	0.00	18,862.20	1.36	0.00	
10/15/21	10/15/21	TAOT 2019-A A3 DTD 02/13/2019 2.910% 07/15/2023	89239AAD5	355,018.40	355,018.40	0.00	355,018.40	64.68	0.00	
10/15/21	10/15/21	TAOT 2019-C A3 DTD 08/14/2019 1.910% 09/15/2023	89238UAD2	308,304.70	308,304.70	0.00	308,304.70	2.53	0.00	
10/15/21	10/15/21	JOHN DEERE OWNER TRUST OTHER ABS DTD 03/11/2020 1.010% 01/15/2023	47789KAB9	251,794.04	251,794.04	0.00	251,794.04	17.80	0.00	
10/15/21	10/15/21	TAOT 2019-D A3 DTD 11/13/2019 1.920% 01/16/2024	89233MAD5	309,120.08	309,120.08	0.00	309,120.08	22.32	0.00	
10/15/21	10/15/21	MBALT 2020-A A3 DTD 01/29/2020 1.840% 12/15/2022	58770FAC6	480,032.55	480,032.55	0.00	480,032.55	63.27	0.00	
10/15/21	10/15/21	MBART 2019-1 A3 DTD 09/25/2019 1.940% 03/15/2024	58769TAD7	454,403.46	454,403.46	0.00	454,403.46	62.57	0.00	
10/15/21	10/15/21	JDOT 2019-B A3 DTD 07/24/2019 2.210% 12/15/2023	477870AC3	101,189.08	101,189.08	0.00	101,189.08	21.48	0.00	
10/15/21	10/15/21	JDOT 2019-A A3 DTD 03/13/2019 2.910% 07/15/2023	47789JAD8	201,094.92	201,094.92	0.00	201,094.92	24.71	0.00	
10/15/21	10/15/21	TAOT 2019-B A3 DTD 05/08/2019 2.570% 08/15/2023	89239JAD6	287,777.10	287,777.10	0.00	287,777.10	45.90	0.00	
10/15/21	10/15/21	HAROT 2019-3 A3 DTD 08/27/2019 1.780% 08/15/2023	43815NAC8	310,703.53	310,703.53	0.00	310,703.53	2.58	0.00	



**Managed Account Security Transactions & Interest**

For the Month Ending **October 31, 2021**

**SAN BERNARDINO COUNTY - 76990800**

Transaction Type		Security Description	CUSIP	Par	Principal Proceeds	Accrued Interest	Total	Realized G/L Cost	Realized G/L Amort Cost	Sale Method
Trade	Settle									
<b>PAYDOWNS</b>										
10/15/21	10/15/21	HART 2019-B A3 DTD 11/06/2019 1.940% 02/15/2024	44891JAC2	230,998.84	230,998.84	0.00	230,998.84	10.65	0.00	
10/18/21	10/18/21	HAROT 2019-1 A3 DTD 02/27/2019 2.830% 03/20/2023	43814WAC9	196,406.60	196,406.60	0.00	196,406.60	5.26	0.00	
10/18/21	10/18/21	HAROT 2019-4 A3 DTD 11/26/2019 1.830% 01/18/2024	43813VAC2	574,537.95	574,537.95	0.00	574,537.95	102.38	0.00	
10/20/21	10/20/21	TLOT 2021-A A2 DTD 04/21/2021 0.270% 09/20/2023	89238EAB2	374,384.94	374,384.94	0.00	374,384.94	48.00	0.00	
10/21/21	10/21/21	HAROT 2019-2 A3 DTD 05/29/2019 2.520% 06/21/2023	43815MAC0	454,893.82	454,893.82	0.00	454,893.82	16.97	0.00	
10/21/21	10/21/21	HAROT 2020-1 A2 DTD 02/26/2020 1.630% 10/21/2022	43813RAB3	539,161.04	539,161.04	0.00	539,161.04	54.62	0.00	
<b>Transaction Type Sub-Total</b>				<b>6,921,842.04</b>	<b>6,921,842.04</b>	<b>0.00</b>	<b>6,921,842.04</b>	<b>(59.55)</b>	<b>0.00</b>	
<b>SELL</b>										
10/05/21	10/05/21	NORTHERN TRUST INST GOVT SELECT 848	665278701	1,000,000.00	1,000,000.00	0.00	1,000,000.00	0.00	0.00	FIFO
10/05/21	10/05/21	NORTHERN TRUST INST GOVT SELECT 848	665278701	40,000,000.00	40,000,000.00	0.00	40,000,000.00	0.00	0.00	FIFO
10/06/21	10/06/21	NORTHERN TRUST INST GOVT SELECT 848	665278701	55,000,000.00	55,000,000.00	0.00	55,000,000.00	0.00	0.00	FIFO
10/08/21	10/08/21	NORTHERN TRUST INST GOVT SELECT 848	665278701	35,000,000.00	35,000,000.00	0.00	35,000,000.00	0.00	0.00	FIFO
10/08/21	10/08/21	NORTHERN TRUST INST GOVT SELECT 848	665278701	17,000,000.00	17,000,000.00	0.00	17,000,000.00	0.00	0.00	FIFO
10/13/21	10/13/21	CALIFORNIA ASSET MANAGEMENT PROGRAM	CAMPFM025	41,000,000.00	41,000,000.00	0.00	41,000,000.00	0.00	0.00	FIFO
10/13/21	10/13/21	CALIFORNIA ASSET MANAGEMENT PROGRAM	CAMPFM025	21,000,000.00	21,000,000.00	0.00	21,000,000.00	0.00	0.00	FIFO
10/13/21	10/13/21	NORTHERN TRUST INST GOVT SELECT 848	665278701	22,000,000.00	22,000,000.00	0.00	22,000,000.00	0.00	0.00	FIFO
10/21/21	10/21/21	CALIFORNIA ASSET MANAGEMENT PROGRAM	CAMPFM025	13,000,000.00	13,000,000.00	0.00	13,000,000.00	0.00	0.00	FIFO



**Managed Account Security Transactions & Interest**

For the Month Ending **October 31, 2021**

**SAN BERNARDINO COUNTY - 76990800**

Transaction Type		Security Description	CUSIP	Par	Principal Proceeds	Accrued Interest	Total	Realized G/L Cost	Realized G/L Amort Cost	Sale Method
Trade	Settle									
<b>SELL</b>										
10/21/21	10/21/21	CALIFORNIA ASSET MANAGEMENT PROGRAM	CAMPMF025	19,000,000.00	19,000,000.00	0.00	19,000,000.00	0.00	0.00	FIFO
10/21/21	10/21/21	CALIFORNIA ASSET MANAGEMENT PROGRAM	CAMPMF025	28,000,000.00	28,000,000.00	0.00	28,000,000.00	0.00	0.00	FIFO
10/25/21	10/25/21	CALIFORNIA ASSET MANAGEMENT PROGRAM	CAMPMF025	116,000,000.00	116,000,000.00	0.00	116,000,000.00	0.00	0.00	FIFO
<b>Transaction Type Sub-Total</b>				<b>408,000,000.00</b>	<b>408,000,000.00</b>	<b>0.00</b>	<b>408,000,000.00</b>	<b>0.00</b>	<b>0.00</b>	
<b>Managed Account Sub-Total</b>					<b>(200,099,689.07)</b>	<b>4,204,187.15</b>	<b>(195,895,501.92)</b>	<b>194,688.09</b>	<b>0.00</b>	
<b>Total Security Transactions</b>					<b>(200,099,689.07)</b>	<b>\$4,204,187.15</b>	<b>(195,895,501.92)</b>	<b>\$194,688.09</b>	<b>\$0.00</b>	

Bolded items are forward settling trades.